

Архангельск (8182)63-90-72  
Астана (7172)727-132  
Астрахань (8512)99-46-04  
Барнаул (3852)73-04-60  
Белгород (4722)40-23-64  
Брянск (4832)59-03-52  
Владивосток (423)249-28-31  
Волгоград (844)278-03-48  
Вологда (8172)26-41-59  
Воронеж (473)204-51-73  
Екатеринбург (343)384-55-89  
Иваново (4932)77-34-06

Ижевск (3412)26-03-58  
Иркутск (395)279-98-46  
Казань (843)206-01-48  
Калининград (4012)72-03-81  
Калуга (4842)92-23-67  
Кемерово (3842)65-04-62  
Киров (8332)68-02-04  
Краснодар (861)203-40-90  
Красноярск (391)204-63-61  
Курск (4712)77-13-04  
Липецк (4742)52-20-81

Магнитогорск (3519)55-03-13  
Москва (495)268-04-70  
Мурманск (8152)59-64-93  
Набережные Челны (8552)20-53-41  
Нижний Новгород (831)429-08-12  
Новокузнецк (3843)20-46-81  
Новосибирск (383)227-86-73  
Омск (3812)21-46-40  
Орел (4862)44-53-42  
Оренбург (3532)37-68-04  
Пенза (8412)22-31-16

Пермь (342)205-81-47  
Ростов-на-Дону (863)308-18-15  
Рязань (4912)46-61-64  
Самара (846)206-03-16  
Санкт-Петербург (812)309-46-40  
Саратов (845)249-38-78  
Севастополь (8692)22-31-93  
Симферополь (3652)67-13-56  
Смоленск (4812)29-41-54  
Сочи (862)225-72-31  
Ставрополь (8652)20-65-13

Сургут (3462)77-98-35  
Тверь (4822)63-31-35  
Томск (3822)98-41-53  
Тула (4872)74-02-29  
Тюмень (3452)66-21-18  
Ульяновск (8422)24-23-59  
Уфа (347)229-48-12  
Хабаровск (4212)92-98-04  
Челябинск (351)202-03-61  
Череповец (8202)49-02-64  
Ярославль (4852)69-52-93

Киргизия (996)312-96-26-47

Россия (495)268-04-70

Казахстан (772)734-952-31

<https://steinel.nt-rt.ru/> || [set@nt-rt.ru](mailto:set@nt-rt.ru)



Intelligent lighting for a convenient life.

General Catalogue







17

# Product Overview

## Motion Detectors for Outdoors

Wall		IS 180-2..... <b>22</b>
		IS 140-2..... <b>24</b>
		IS 130-2..... <b>26</b>
		IS1..... <b>28</b>
		IS NM 360..... <b>30</b>
Corner		IS 240 DUO..... <b>32</b>
Ceiling		IS 360-3..... <b>34</b>
		IS 360-1 DE..... <b>36</b>
		IS 360D TRIO..... <b>38</b>












## Photo-Cell Controlled Light for Outdoors

Wall		NightMatic 2000..... <b>42</b>
		NightMatic 3000 Vario..... <b>44</b>
Wall and Ceiling Mount		LN 1 <b>LED</b> ..... LED all-inclusive system..... <b>46</b>
		Sensor-switched <b>LED</b> Light..... LED/E27..... <b>48</b>

## Solar Lights for Outdoors

Wall and Garden		XSolar L-S..... LED all-inclusive system..... <b>56</b>
		XSolar GL-S..... LED all-inclusive system..... <b>58</b>
		XSolar LH-N..... LED all-inclusive system..... <b>60</b>

## Sensor-Switched LED Lights for Outdoors

<b>Modern</b>		L 800 <b>LED</b> iHF..... LED all-inclusive system..... <b>68</b>
		L 810 <b>LED</b> iHF..... LED all-inclusive system..... <b>70</b>
		L 820 <b>LED</b> iHF..... LED all-inclusive system..... <b>72</b>
		L 825 <b>LED</b> iHF..... LED all-inclusive system..... <b>74</b>
		L 900 <b>LED</b> ..... LED all-inclusive system..... <b>78</b>
		L 910 <b>LED</b> ..... LED all-inclusive system..... <b>80</b>
		L 630 <b>LED</b> ..... LED all-inclusive system..... <b>84</b>
		L 631 <b>LED</b> ..... LED all-inclusive system..... <b>84</b>
		L 265 <b>LED</b> ..... including LED lamp..... <b>86</b>
		L 260 <b>LED</b> ..... including LED lamp..... <b>88</b>
<b>Garden</b>		GL 60 <b>LED</b> ..... including LED lamp..... <b>92</b>
















# Product Overview

## Sensor-Switched LED Lights for Outdoors

### Modern

-  L 220 **LED** ..... LED all-inclusive system ..... **94**
-  L 224 **LED** ..... LED all-inclusive system ..... **94**
-  L 240 **LED** ..... LED all-inclusive system ..... **98**
-  L 244 **LED** ..... LED all-inclusive system ..... **98**
-  L 20 ..... E27 ..... **102**
-  L 22 ..... E27 ..... **104**
-  L 12 ..... E27 ..... **106**
-  L 170S ..... E27 ..... **108**



### Classic

-  L 560S ..... E27 ..... **112**
-  L 115S ..... E27 ..... **114**
-  L 585S ..... E27 ..... **116**
-  L 190S ..... E27 ..... **118**
-  L 15 ..... E27 ..... **120**



## Sensor-Switched Lights for Outdoors

### Practical

-  L 1 ..... E27 ..... **124**
-  DL 850S ..... including low-energy lamp 2G7 ..... **126**

## Sensor-Switched Floodlights for Outdoors

### LED

-  **XLED** home 2 XL ..... LED all-inclusive system ..... **134**
-  **XLED** home 2 XL SL ..... LED all-inclusive system ..... **136**  
without motion detector
-  **XLED** home 2 ..... LED all-inclusive system ..... **138**
-  **XLED** home 2 SL ..... LED all-inclusive system ..... **140**  
without motion detector
-  **XLED** home 3 ..... LED all-inclusive system ..... **144**
-  **XLED** home 3 SL ..... LED all-inclusive system ..... **146**  
without motion detector
-  **XLED** home 1 ..... LED all-inclusive system ..... **148**
-  **XLED** home 1 SL ..... LED all-inclusive system ..... **150**  
without motion detector
-  **XLED** curved ..... LED all-inclusive system ..... **152**
-  **XLED** slim ..... LED all-inclusive system ..... **154**












# Product Overview



## Sensor-Switched Lights for Indoors

### LED

- Corridor and Stairwell
-  RS **LED** M1 ..... LED all-inclusive system ..... **162**
  -  RS **LED** M2 ..... LED all-inclusive system ..... **164**
  -  RS **LED** D1 ..... LED all-inclusive system ..... **168**
  -  RS **LED** D2 ..... LED all-inclusive system ..... **168**
  -  RS **16 LED** ..... LED all-inclusive system ..... **170**
  -  FRS **20 LED** ..... LED all-inclusive system ..... **172**
  -  TurnMeLight ..... LED night light ..... **174**







### Practical

- Corridor, Stairwell, Storeroom
-  RS 100L ..... E27 ..... **178**
  -  RS 16L ..... E27 ..... **180**








## Motion Detectors for Indoors

-  HF360UP ..... **184**
-  HF360AP ..... **184**
-  IR 180UP ..... **186**
-  IR 180AP ..... **186**



## Smart Friends



-  IS 140-2 Z-Wave ..... **194**
-  RS **LED** D2 Z-Wave ..... **194**
-  L810 **LED** iHF Z-Wave ..... **195**
-  X**LED** home 2 Z-Wave ..... **195**
-  Smart Friends Box ..... **195**


## STEINEL. The Original

Using energy more intelligently to provide added value for man and the environment. It is with this vision that STEINEL invented the SensorLight back in the mid-80s, making a quantum leap in lighting technology. STEINEL motion detectors and Sensor-Lights are more convenient, more reliable and far more energy-efficient than conventional lighting solutions.

This means everyone can play an active part in helping to reduce CO<sub>2</sub> emissions. Because using less energy is not only good for the climate; but also for the pocket.

What's more, STEINEL also boosts convenience by detecting movements and switching lights 'ON' and 'OFF' automatically – life is altogether easier and safer with intelligent technology from STEINEL.

As brand and technology leader, STEINEL excites and impresses consumers across the globe with outstanding functionality, user-friendliness, long-lasting product life and unbelievable value for money. STEINEL's high-quality products for DIYers are available from leading do-it-yourself stores. STEINEL gives a 3-year warranty on all products - impressive evidence of uncompromising quality.








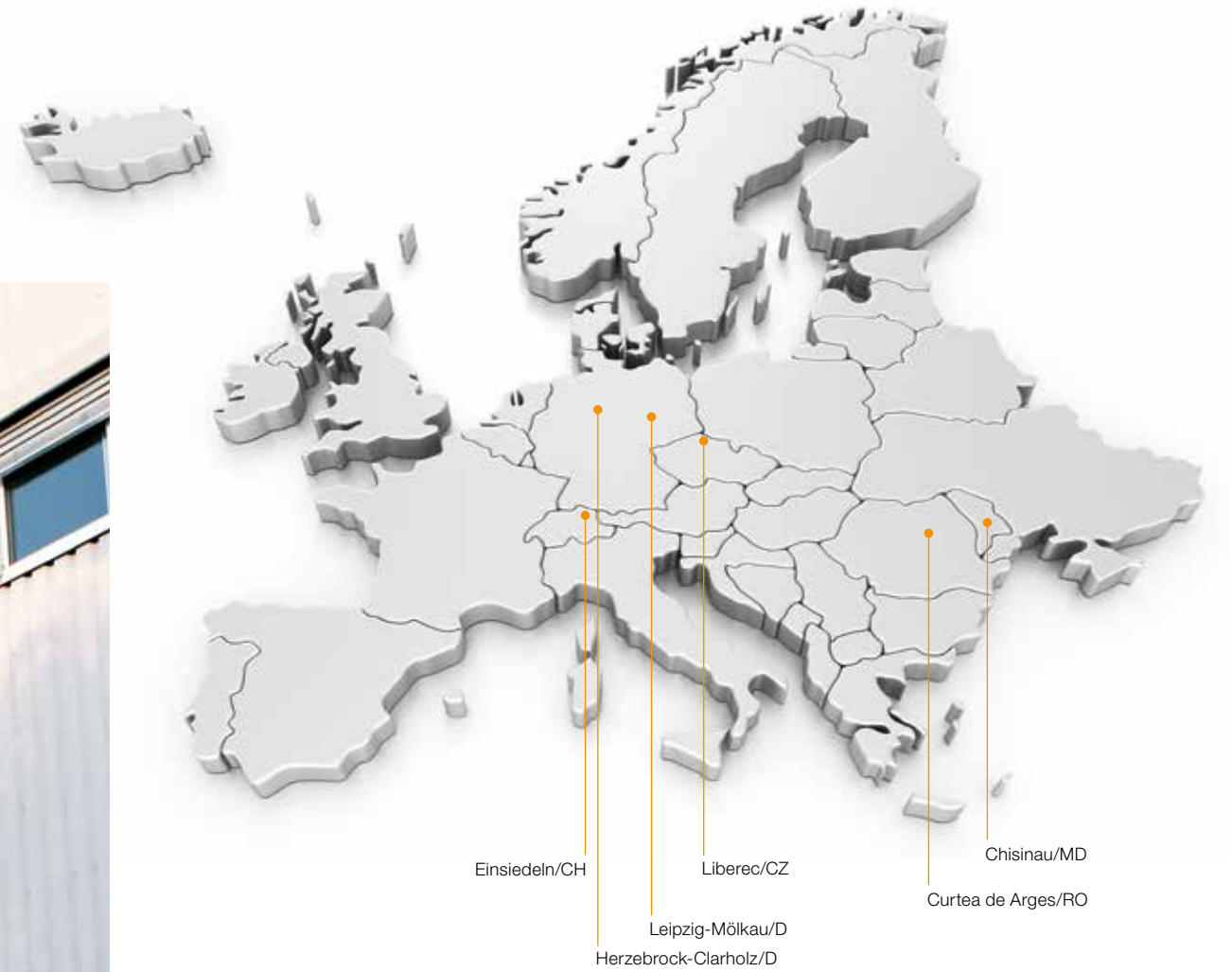
XLED home 1 put to the acid test: Our splashing-water test guarantees weather resistance and IP44 rating.

For us, intelligent technology is both a challenge and a commitment. We have been developing and manufacturing our products with particular care at our own factories for over 55 years. This is also where they are tested for quality and long life. We at Steinel are proud to make sure that our products remain in proper working order year after year.



STEINEL through and through: We manufacture in-house, right down to the electronic components.





It was back in 1959 that Heinrich Wolfgang Steinel founded the STEINEL company in Herzebrock-Clarholz. Since then, STEINEL has consistently evolved from pioneer to technology and innovation leader in sensor-controlled lighting.

Innovative and intelligent products of world renown are created at our own development centres in Germany, the Czech Republic and Switzerland. All products are manufactured by company-owned factories in Germany, Romania, the Republic of Moldova and Switzerland. Made in Europe is STEINEL's recipe for success.

STEINEL products make life easier, safer and greener. For instance, intelligent STEINEL sensor technology only provides

light when it's actually needed - doing so all automatically and automatically 'OFF' when it's no longer required. This saves energy and reduces CO<sub>2</sub> emissions. Combining sensor technology with innovative LED lighting can even make an energy saving of up to 90 %.

Responsibility towards mankind and Mother Nature is a firm component of STEINEL production process. Meticulous attention is paid to meeting national and international guidelines in development and production. Including RoHS, the directive restricting the use of hazardous substances in electrical and electronic equipment. To us, responsibility is a commitment that's practised every day, covering every aspect of the way our company thinks and acts.



## Benefits of Automatic Lighting



Light only when it's needed. Thanks to intelligent STEINEL sensor technology.

### Convenience

Intelligent lighting control from Steinel makes life so much easier. You don't need to give a thought any more to using electricity in an efficient, sustainable way. Motion detectors and sensor-switched lights from STEINEL control all lights in your home automatically.

### Safety and security

Intelligent lighting that detects movement automatically shows noteworthy details in the right light, illuminates the way and can guard against undesired visitors. Come rain, hail or snow, you can be sure innovative STEINEL technology won't let you down.

### Saving

A key issue these days is climate protection. This is where the sustainable use of resources is closely linked with the efficient use of energy. About 19 per cent of energy used world-wide goes on lighting. This equates to an annual demand of about 2,650 terrawatt-hours. Here, the intelligent use of STEINEL sensor technology can make a huge contribution to saving energy.



Inefficient reality: light's still 'ON' even if no one is in the room.



"Daddy says intelligent lighting  
is good for the whole world."



Find the right sensor for your home.

The right solution for any application.

Wall



Sensor IS 180-2




180°, max. 12m

Corner



Sensor IS 240DUO



240°, max. 12m



Sensor IS 140-2



140°, max. 14m

Ceiling




Sensor IS 360-3



360°, max. 12m



Sensor IS 1



120°, max. 10m

In-ceiling installation



Sensor IS 360-1 DE



360°, max. 4m

**An intelligent unit.  
In form and function.**

Running, hopping, romping around. Children will use any open space to play in and forget the world around them. The elegant wall-mounted IS 180-2 infrared motion sensor gives best protection against unintentional damage or accidentally being knocked off. Ideal for monitoring large properties and outdoor spaces, such as in front of the home, on driveways, in gardens or courtyards - and, being so slim, can also be mounted on non-concealed surfaces. The parallel-connectable designer wall sensor comes to you complete with corner wall mount bracket for ease of installation on external and internal corners; joined with plenty of scope for creative play.



180°, 12m max.

EAN IS 180-2 white	4007841 603212
EAN IS 180-2 silver	4007841 603618
EAN IS 180-2 black	4007841 603113
Type	motion detector
Dimensions (H×W×D)	120 × 76 × 56 mm
Power supply	230 – 240 V, 50 Hz
Sensor type	passive infrared
Where to use	indoors and outdoors
Installation	wall, corner
Output	max. 1000W (resistive load), max. 6 fluorescent lamps / LED lamps, C ≤ 132 µF
Angle of coverage	180° with 90° angle of aperture
Capability of masking out individual segments	yes
Reach	2 basic settings: max. 12 m or max. 5 m
Twilight setting	2 – 2,000 lx
Time setting	10 sec – 15 min
IP rating	IP54
Protection class	II
Accessory included	corner wall mount



For wall or corner mounting



white



silver



black

UV-resistant plastic




Including corner wall mount bracket



**Simply child's play.**

**Getting started with the classic sensor.**

Are you toying with the idea of fitting a motion detector to your building? The infrared controlled IS 140-2 motion detector gives you all the benefits of a modern detector. Needless to say, we always use the very latest technology for our bestsellers too. For instance, we have given the product in its current generation even more class: larger adjustment angle, even longer reach and even better detection performance. Treat your home to intelligent sensor technology.



140°, 14 m max.

EAN IS 140-2 white	4007841 608910
EAN IS 140-2 black	4007841 608811
Type	motion detector
Dimensions (HxWxD)	70 x 86 x 95 mm
Power supply	230 – 240 V, 50 Hz
Sensor type	passive infrared
Where to use	indoors and outdoors
Installation	wall
Output	max. 1000W (resistive load), max. 6 fluorescent lamps / LED lamps, C ≤ 132 µF
Angle of coverage	140° with sneak-by guard
Capability of masking out individual segments	yes
Swivelling range	180°
Tilting range	90°
Reach	max. 14 m (temperature-stabilised)
Twilight setting	2 – 2,000 lx
Time setting	8 sec - 35 min
IP rating	IP54
Protection class	II
Accessory included	surface-mounting adapter



**Optional accessories**

EAN EWH 07 white	4007841 631765
EAN EWH 07 black	4007841 631864

For wall or corner mounting



white



black

UV-resistant plastic



Optional corner wall mount 07 available





**The sensor success story.**  
**Still looks as stunning as ever.**

Are you looking for a way to enter the world of motion detectors? The IS 130-2 infrared motion detector is a STEINEL customer favourite of recent years, not meaning that we're resting on our laurels. We've continued to optimise both its design and technology. The sensor classic is the ideal solution for monitoring areas with precision targeting in front of buildings and on driveways. It also provides excellent quality of detection and can be tailored to the specific conditions on site. The motion detector is wired up so easily and quickly, your neighbour won't even notice you installing it.



50° horizontal  
90° vertical



2-2000 lux



8sec-35min



energy saving



3 JAHRE GARANTIE  
functional warranty



130°, 12m max.

EAN IS 130-2 white	4007841 660314
EAN IS 130-2 silver	4007841 660116
EAN IS 130-2 black	4007841 660215
Type	motion detector
Dimensions (HxWxD)	130 x 78 x 84 mm
Power supply	230 - 240 V, 50 Hz
Sensor type	passive infrared
Where to use	indoors and outdoors
Installation	wall
Output	max. 600W (resistive load), max. 4 fluorescent lamps / LED lamps, C ≤ 88 µF
Angle of coverage	130° with sneak-by guard
Capability of masking out individual segments	yes
Swivelling range	50°
Tilting range	90°
Reach	max. 12 m
Twilight setting	2 - 2,000 lx
Time setting	8 sec - 35 min
IP rating	IP54
Protection class	II



For wall mounting



white



silver




black

UV-resistant plastic



**High-tech.  
Low energy.**

Are you looking for a starter model? The IS 1 infrared motion detector comes with perfected technology in unadorned design. It is particularly reliable, can be mounted on the wall or ceiling and is the ideal solution for monitoring areas with precision targeting in front of buildings and on driveways. It also provides excellent quality of detection and can be tailored to the specific conditions on site. The detector is wired up so quickly and easily, there's enough time left for gardening.



60° horizontal  
180° vertical



2-2000 lux



8 sec-35 min



energy saving



3 JAHRE  
functional warranty



120°, 10m max.

EAN IS 1 white	4007841 600310
EAN IS 1 black	4007841 600419
Type	motion detector
Dimensions (HxWxD)	50x80x120 mm
Power supply	230 - 240 V, 50 Hz
Sensor type	passive infrared
Where to use	indoors and outdoors
Installation	wall, ceiling
Output	max. 500W (resistive load), max. 4 fluorescent lamps / LED lamps, C ≤ 88 µF
Angle of coverage	120°
Capability of masking out individual segments	yes
Swivelling range	60°
Tilting range	180°
Reach	max. 10 m
Twilight setting	2 - 2,000 lx
Time setting	8 sec - 35 min
IP rating	IP54
Protection class	II



For wall and ceiling mounting



white



black

UV-resistant plastic



# IS NM 360

## Perfectly combined.

### Intelligence and aesthetic appeal.

The wall-mounted IS NM 360 infrared motion detector catches the eye with its unobtrusive, unique design. As it's so slim, it is ideally protected from unintentional damage and being pulled off the wall accidentally. Reliably and conveniently, it automatically switches the light 'ON' – and 'OFF' again – without actually touching it. Also, you can match the detector to your particular situation and needs: four sensor programmes with different functions to leave the light 'ON' all the time. Simply intelligent.



EAN IS NM 360 white	4007841 609313	  
EAN IS NM 360 black	4007841 609214	
Type	motion detector	
Dimensions (HxWxD)	114x100x58 mm	
Power supply	230 – 240 V, 50 Hz	
Sensor type	passive infrared	
Where to use	indoors and outdoors	
Installation	wall	
Output	max. 1000W (resistive load), max. 6 fluorescent lamps / LED lamps, C ≤ 132 µF	
Angle of coverage	360° with sneak-by guard	
Capability of masking out individual segments	yes	
Reach	max. 8 m (mounted at a height of 1.75 – 2 m)	
Twilight setting	2 – 2,000 lx	
Time setting	5 sec – 15 min	
Manual override	selectable, 4 h	
IP rating	IP54	
Protection class	II	

For wall mounting

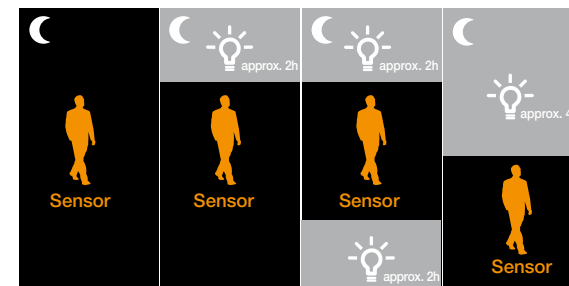


white



black

### 4 intelligent programmes



UV-resistant plastic



Sensor with 4 intelligent programmes





# IS 240 DUO

**You'll sleep deeply.  
With peace of mind.**

At night or when it's getting dark, you can rely in full on the IS 240 DUO. We have fitted the motion detector with two highly sensitive infrared detectors so it can monitor large areas for you. Mounting the detector on an outside corner gives you an added advantage: reliable, uninterrupted coverage of an area in front of two building walls. Why install two sensors if the job can be done by one? The corner wall mount bracket is included.




-  infrared sensor 240°
-  max. 12m
-  IP54
-  1000W max.
-  ideal 2m
-  160° horizontal
-  2-2000 lux
-  10sec-15min
-  energy saving
-  3 JAHRE functional warranty

EAN IS240 DUO white	4007841 602819
EAN IS240 DUO black	4007841 602710
Type	motion detector
Dimensions (HxWxD)	90x60x100 mm
Power supply	230 – 240 V, 50 Hz
Sensor type	passive infrared
Where to use	indoors and outdoors
Installation	wall, corner
Output	max. 1000W (resistive load), max. 6 fluorescent lamps / LED lamps, C ≤ 132 µF
Angle of coverage	240° with 180° angle of aperture
Capability of masking out individual segments	yes
Swivelling range	± 80° precision adjustment of sensor housing
Reach	12 m (temperature-stabilised)
Twilight setting	2 – 2,000 lx
Time setting	10 sec - 15 min
IP rating	IP54
Protection class	II
Accessory included	corner wall mount



For wall or corner mounting



240°, 12m max.

UV-resistant plastic



Including corner wall mount 01






# IS 360-3

## The multi-talent for indoors and outdoors.

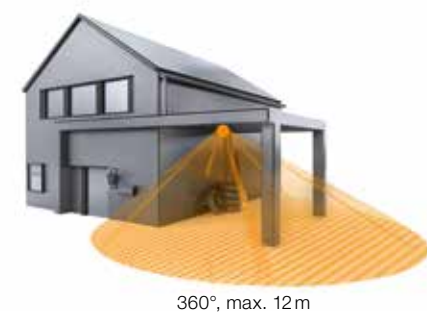
The infrared ceiling sensor that satisfies all demands and is really simple to install. Simply genius: sophisticated technology that is installed and configured in just a few steps thanks to a clever installation concept. Thanks to its three pyro sensors, the infrared surface-mounted sensor has an impressive 360° angle of coverage and a range of up to 12 metres. The detection zone can be set to any requirement by fitting shrouds. The IS 360-3 is available in black and white.



-  infrared sensor 360°
-  max. 12 m
-  IP54
-  2000w max.
-  ideal 2,80 m
-  2–1000 lux
-  5 sec–15 min
-  energy saving
-  3 JAHRE functional warranty

EAN IS360-3 white	4007841 006532	
EAN IS360-3 black	4007841 006525	
Type	motion detector	
Dimensions (H×Ø)	57×Ø 121 mm	
Power supply	220–240 V, 50/60 Hz	
Sensor type	passive infrared	
Where to use	indoors and outdoors	
Mounting	ceiling	
Output	max. 2000 W (resistive load), max. 8 fluorescent lamps / LED lamps, C ≤ 176 µF	
Angle of coverage	360°	
Capability of masking out individual segments	yes	
Swivelling range	± 10° precision adjustment of lens	
Reach	12 m (temperature-stabilised)	
Twilight setting	2–1,000 lx	
Time setting	5 sec–15 min	
IP rating	IP54	
Protection class	II	
Accessories included	shrouds	

For ceiling mounting



360°, max. 12 m



UV-resistant plastic

# IS 360-1 DE

## STEINEL inside.

### Intelligent technology for installation.

The perfect infrared sensor for installing in projecting roofs and suspended ceilings.

The IS 360-1 DE has a reach of up to 4 metres and an impressive 360° angle of coverage.

The detection zone can be adjusted where necessary by using shrouds. The IS 360-1 DE is available in white, black and stainless steel.



infrared sensor 360°



max. 4m



IP54

1000w

max.



ideal 2,20m



2-2000 lux



8sec-35min



energy saving

3 JAHRE GARANTIE

functional warranty

EAN IS360-1 DE white	.....	4007841 032845
EAN IS360-1 DE black	.....	4007841 032852
EAN IS360-1 DE stainless steel	.....	4007841 034917
Type	.....	motion detector
Dimensions (H×W×D)	.....	Ø78×89mm
Power supply	.....	220-240 V, 50/60 Hz
Sensor type	.....	passive infrared
Where to use	.....	indoors and outdoors
Mounting	.....	In-ceiling installation, Ø 68 mm
Output	.....	max. 1000W (resistive load), max. 6 fluorescent lamps / LED lamps, C ≤ 132 µF
Angle of coverage	.....	360°
Capability of masking out individual segments	.....	yes
Swivelling range	.....	± 10° precision adjustment of lens
Reach	.....	max. 4 m (temperature-stabilised)
Twilight setting	.....	2 – 2,000 lx
Time setting	.....	8 sec – 35 min
IP rating	.....	IP54
Protection class	.....	II
Accessories included	.....	shrouds



For in-ceiling installation



white



black



stainless steel



360°, max. 4m

UV-resistant plastic



# IS360D TRIO

## Permanent coverage.

## Protected all-round.

Below the balcony, in the carport, on the porch – the IS 360 D TRIO feels at home wherever it's fitted, provides uninterrupted coverage and is the ideal solution for monitoring large areas. It provides excellent quality of detection and can be tailored to the specific conditions on site. The motion detector is wired up so easily and quickly, your neighbour won't even notice you installing it.



EAN IS360D TRIO white	4007841 602611
EAN IS360D TRIO black	4007841 602512
Type	motion detector
Dimensions (HxWxD)	120x90x120 mm
Power supply	230 – 240 V, 50 Hz
Sensor type	passive infrared
Where to use	indoors and outdoors
Mounting	ceiling
Output	max. 1000W (resistive load), max. 6 fluorescent lamps / LED lamps, C ≤ 132 µF
Angle of coverage	360° with 180° angle of aperture
Capability of masking out individual segments	yes
Swivelling range	± 10° precision adjustment of lens
Reach	12 m (temperature-stabilised)
Twilight setting	2 – 2,000 lx
Time setting	10 sec - 15 min
IP rating	IP54
Protection class	II



For ceiling mounting




360°, 12m max.

UV-resistant plastic









# NightMatic 2000

**Switches the light 'ON' or 'OFF'.  
All automatically.**

It's thundering outside and getting dark. You're sitting snugly in the living-room, waiting for your guests. Who'd want to go out and turn the outside light on? The NightMatic 2000 reliably does this for you – whether it's raining, snowing, blowing a gale or you simply have something better to do. Of course, the light-level threshold at which the sensor responds and turns the light 'ON' is defined by no other than you yourself.



Twilight switch



IP 54

**1000w**

max.



2–10 lux



energy saving

**3 JAHRE GARANTIE**

functional warranty



EAN NightMatic2000 white	4007841 550417	
EAN NightMatic2000 black	4007841 550318	
Type	photo-cell controller	
Dimensions (HxVxD)	99x74x37 mm	
Power supply	230–240V, 50Hz	
Where to use	outdoors	
Installation	wall	
Output	max. 1000W (resistive load), max. 4 fluorescent lamps / LED lamps, C ≤ 88 µF	
Twilight setting:	approx. 2–10lx	
Intrinsic power consumption	< 0.8W	
IP rating	IP54	
Protection class	II	

For wall mounting



white



black

Light 'ON'

Light 'OFF'



UV-resistant plastic



# NightMatic 3000 Vario

**Automatically switches light 'ON' and 'OFF'.  
Saving no end of energy.**

Did I turn the light 'OFF'? Or did I forget to? With the NightMatic 3000 Vario, this question's not an issue any more. When it's dark it takes care of switching the outside light 'ON' and 'OFF' all by itself. But that's not all: The intelligent night-economy mode automatically switches the light 'OFF' after a programmable time and back 'ON' again in the early hours between 4 and 5 o'clock. The photo-cell controller feels most at home on your property, on the front of a building or in a shop window.



EAN NightMatic3000Vario white	4007841 550615
EAN NightMatic3000Vario black	4007841 550516
Type	photo-cell controller
Dimensions (Hx WxD)	99x74x37 mm
Power supply	230-240 V, 50 Hz
Where to use	outdoors
Installation	wall
Output	max. 1000W (resistive load), max. 4 fluorescent lamps / LED lamps, C ≤ 88 µF
Twilight setting	approx. 0.5-10 lux / at press of button
Night economy mode	variable night OFF time
Intrinsic power consumption	< 0.8W
IP rating	IP54
Protection class	II



For wall mounting



white



black

Light 'ON'

Light 'OFF'

Light 'OFF'



UV-resistant plastic



# LN 1 LED

**Light where it's dark.  
All automatically.**

So as not to leave you standing in the dark any more, we've developed an LED light with integrated photo-cell controller. The LN 1 LED combines exceptional design with intelligent technology and is ideal for permanent night-time illumination anywhere around the home.

Where and how you install the light is left to your imagination. We have designed it so that it can be installed either horizontally or vertically on the wall or ceiling - and always with effortless ease. Complete with adhesive house numbers.



**LED**  
long life LED  
50,000 h

**4,5w**  
350lm  
78lm/W



3000K  
warm-white



shockproof  
IK07



IP54



2m



5-200 lux



energy  
saving

**3 JAHRE**  
GARANTIE

functional  
warranty

EAN LN1 LED	4007841 649715
Dimensions (HxWxD)	195x300x53 mm
Power supply	220-240 V, 50/60 Hz
Sensor type	photo-cell controller
Output:	4.5W
Luminous flux	350 lm
Efficiency	78 lm/W
Colour temperature	3000K / SDCM 3
Colour rendering	Ra ≥ 80
LED life expectancy	50,000 h (L70B10 to LM80)
LED cooling system	Passive Thermo Control
Twilight setting	5-200 lx
IP rating	IP54
Protection class	II
Impact resistance	IK07
Material	UV-resistant plastic
Temperature range	-20 to +40°C
With lamp	STEINEL LED system
Sheet of self-adhesive numbers	included

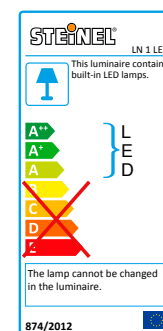


For wall or ceiling mounting



Light 'ON'

Light 'OFF'



Including STEINEL LED system



Impact-resistant material rated to IK07



UV-resistant plastic



Including sheet of self-adhesive house numbers



# SensorLight LED

## New ray of light for old sockets.

### Automatically ON in the evening – automatically OFF in the morning.

Our photo-cell-controlled light for lower energy costs when using existing luminaires. The ideal solution for everyone who's fallen in love with their conventional luminaires at home. The SensorLight LED light comes in the form of a conventional light bulb and fits all E27 sockets. The integrated photo-cell controller automatically switches the LED light ON when darkness falls and OFF again in the morning. With an LED life expectancy of 25,000 hours.



**LED**

long life LED  
25,000 h



3200K  
warm-white



Twilight switch



15 lux



Indoor/  
Outdoor



energy  
saving

**3 JAHRE**  
GARANTIE

functional  
warranty

EAN SensorLight LED light, **6W** ..... 4007841 013615  
 Dimensions (HxW) ..... 105x60 mm  
 Output ..... 6 W  
 Luminous flux ..... 489 lm  
 Efficiency ..... 81.5 lm/W  
 Comparable incandescent lamp wattage ..... 43 W  
 Beam angle ..... 156°

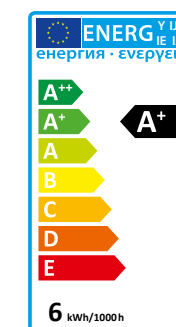
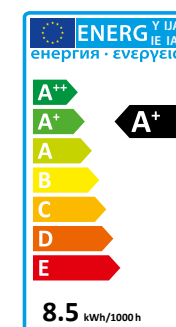


EAN SensorLight LED light, **8.5W** ..... 4007841 008215  
 Dimensions (HxW) ..... 117x60 mm  
 Output ..... 8.5 W  
 Luminous flux ..... 710 lm  
 Comparable incandescent lamp wattage ..... 54 W  
 Efficiency ..... 83.5 lm/W  
 Beam angle ..... 138°

Power supply ..... 220–240V, 50Hz  
 Where to use ..... indoors and outdoors  
 Socket ..... E27  
 Sensor type ..... photo-cell controller  
 Colour temperature ..... 3200K  
 Colour rendering ..... Ra ≥ 80  
 LED life expectancy ..... 25,000 h  
 LED cooling system ..... Passive Thermo Control  
 Luminous-flux maintenance after rated life expectancy ..... < 50%  
 Possible switching cycles ..... 50,000xON/OFF  
 Time to reach 60% luminous flux ..... 0.4 sec  
 Ignition time ..... 0.4 sec  
 Mercury content ..... 0 mg  
 Twilight setting ..... 15 lx  
 IP rating ..... IP20  
 Temperature range ..... -20 to +40°C  
 Material ..... plastic with aluminium fitting

Light ON

Light OFF



**Here they are, the most efficient solar lights in the world.**

Light without any connection to the power supply – that is the great idea behind solar lights. But it only makes sense if you can always rely on it. STEINEL XSolar lights simply work all the time – providing bright light 365 days a year. In bad weather too. Because we have managed to combine perfect components perfectly: highly efficient LEDs, precision STEINEL sensor technology, state-of-the-art lithium-iron-phosphate rechargeable batteries. When it's dark, this means you can be absolutely sure that light comes whenever it is needed – evenly illuminating up to 30 m<sup>2</sup>. No matter whether it's summer or winter. This makes our XSolar lights the ideal lighting solution for house walls, carports and outdoor areas.



XSolar L-S



Solar lights that always work.  
In summer as in winter.



**Thought through from the very beginning.**

Lighting for outdoors that is produced exclusively from solar energy. Without the need for a power point. And without any costs. Seen like this, solar lights are an excellent idea. Provided, of course, they really are efficient and work reliably. For a long time, though, neither the technology nor the lighting performance of products on the market were even close to being satisfactory. Which is why they encountered problems in prolonged phases without sunlight – only to fail dismally in the

winter. We wanted to do better. Or rather: our solar lights should be perfect. After all, as technology and innovation leader, STEINEL settles for nothing less than making sure our products offer the highest quality. And total reliability.

As such, we make absolutely no compromises in whatever we develop. So, we took the time to do some lengthy research.

Also in close collaboration with leading scientists and committed students from universities across the globe. We scrutinised

everything, turned every single component completely upside down and did a lot of thinking outside the box. The result shows that this effort was more than worth it: STEINEL has launched a new generation of solar lights that provide the ultimate in efficiency and performance. Because they are made from components of the highest quality – from the rechargeable battery, solar panel and sensor to the lamp and high-performance processor with appropriate

software. And because we have combined these components in the most intelligent way possible. In a way that simply makes our solar lights work all the time. No matter whether the sky is blue and the sun is shining – or whether it's snowing. So they keep the consumer satisfied in every respect. Their name: XSolar.



Solar Lights for  
Outdoors



**No energy costs. No power connection.  
No compromising, in summer as in winter.**

**Perfect components.  
Perfectly combined.**

We asked ourselves what makes a solar light the best in the world.  
The answer: the ability to provide bright light whenever it's needed. 365 days a year.  
In bad weather too. How we have managed to do this, you can see here.



**Monocrystalline solar panel**

- Maximum efficiency, far higher than polycrystalline or amorphous solar panels
- Also recharges when it's cloudy



**Highly efficient LED system**

- 150 lumen at 1.2 W
- Area of up to 30 m<sup>2</sup> brightly illuminated
- Maximum efficiency 124 lm/W



**High-performance infrared sensor**

- 140° sensor with Fresnel lens
- Slim-line sensor perfectly integrated in the design
- Light only switches on in response to movement



**Lithium-iron-phosphate rechargeable battery**

- Light availability for 60 days
- Withstands temperatures from -20°C to +40°C
- 2500 mAh capacity



**Intelligent control**

- Patented STEINEL software
- Permanent, automatic demand analysis
- Allows for environmental factors
- Dynamic control of lighting availability



To the product film





# XSolar L-S

**No energy costs. No power connection.  
No compromising.**

Never again become agitated over solar lights that let you down: developing the XSolar, STEINEL now has the first solar light that always works. In technical terms, it combines the best components – from the highly efficient monocrystalline solar panel, the high-performance infrared sensor and the temperature-resistant rechargeable battery providing lighting availability for 60 days to the intelligent microprocessor control system – reliably illuminating up to 30 m<sup>2</sup> of your outdoor space with bright LED light. 365 days a year. In any weather. And zero energy costs. This makes it the smartest solution for mounting on garden walls, external walls and wherever there's no power connection available.



**365 TAGE LICHT**

Light 365 days of the year

**1,2w**

150lm  
124lm/W



30qm



4000K  
neutral-white



infrared  
sensor 140°



8m



1,8m



2 lux



IP44

**3 JAHRE**

functional  
warranty

EAN XSolar L-S white . . . . .	4007841 671006
EAN XSolar L-S silver . . . . .	4007841 671013
Dimensions (HxWxD) . . . . .	298x189x186.5mm
Power supply . . . . .	solar, no mains power required
Sensor type . . . . .	passive infrared
Output (lights) . . . . .	1.2 W
Luminous flux . . . . .	150 lm
Efficiency . . . . .	124 lm/W
Colour temperature . . . . .	4000K / SDCM 5
Colour rendering . . . . .	Ra ≥ 80
LED life expectancy . . . . .	50,000 h (L70B10 to LM80)
LED cooling system . . . . .	Passive Thermo Control
Angle of coverage . . . . .	140°
Reach . . . . .	8 m
Twilight setting . . . . .	2 lx
Time setting . . . . .	dynamic
Basic light level . . . . .	yes
IP rating . . . . .	IP44
Protection class . . . . .	III
Material . . . . .	UV-resistant plastic
Temperature range . . . . .	-20 to +40°C
With lamp . . . . .	STEINEL LED system
Accessories included . . . . .	6 m extension cable



To the product film



# XSolar GL-S

**Instantly impresses.**  
**With efficiency and design.**

Well-illuminated drives and paths to your front door give you and your guests the reassuring feeling of safety and security. The stand-mounted version of our efficient solar light lets you combine this with aesthetic elegance. Simply choose the stylish stand in the appropriate height – and illuminate up to 20 m<sup>2</sup> with bright LED light. No energy costs whatsoever. With an LED life expectancy of 50,000 hours, changing a bulb is also a thing of the past.



**365 TAGE LICHT**

Light 365 days of the year

**1,2w**

150lm  
124lm/W



20qm



4000K  
neutral-white



infrared  
sensor 140°



5m



1m



2 lux

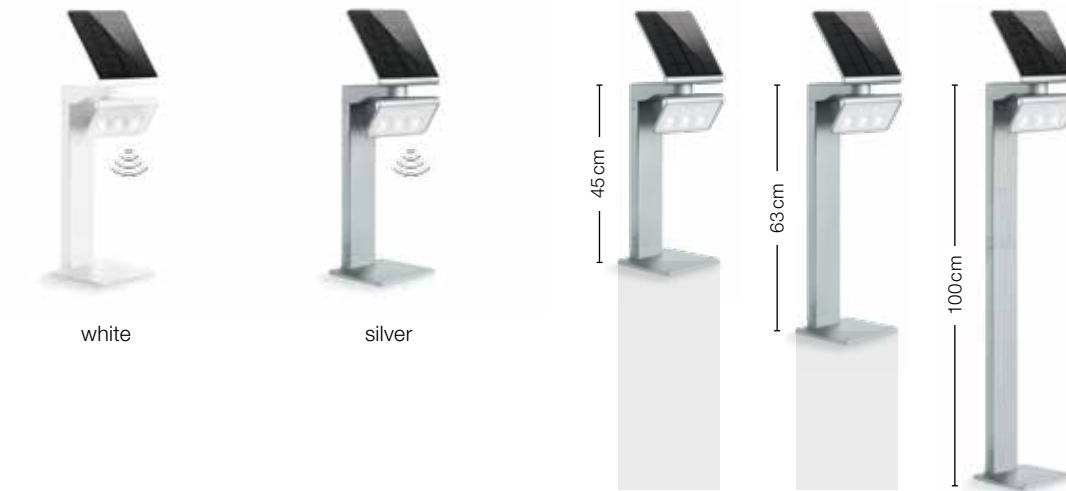


IP44

**3 JAHRE GARANTIE**

functional warranty

EAN XSolar GL-S white	4007841 671204
EAN XSolar GL-S silver	4007841 671211
Dimensions (HxWxD)	1178x189x186.5mm
Power supply	solar, no mains power required
Sensor type	passive infrared
Output (lights)	1.2 W
Luminous flux	150 lm
Efficiency	124 lm/W
Colour temperature	4000K / SDCM 5
Colour rendering	Ra ≥ 80
LED life expectancy	50,000 h (L70B10 to LM80)
LED cooling system	Passive Thermo Control
Angle of coverage	140°
Reach	5 m
Twilight setting	2 lx
Time setting	dynamic
Basic light level	yes
IP rating	IP44
Protection class	III
Material	support stand in aluminium, UV-resistant plastic
Temperature range	-20 to +40°C
With lamp	STEINEL LED system



3 standing heights to choose from



To the product film



High-quality monocrystalline solar panel



Including STEINEL LED system



Optional basic lighting level



Compass for setting the panel to face the optimum direction



Including 2500 mAh lithium iron-phosphate rechargeable battery





**XSolar LH-N**

**Tomorrow's formula for illuminated house numbers.**

The most advanced, most efficient and most attractive answer to providing the entrance to your home with an automatically illuminated house number. An integrated photo-cell controller switches the light on when darkness falls and off again when the sun rises.



**365 TAGE LICHT**  
Light 365 days of the year

**4000K**  
neutral-white

**2 lux**

**IP44**

**3 JAHRE GARANTIE**  
functional warranty

XSolar LH-N stainless steel	4007841 007140
Dimensions (HxWxD)	227 x 242 x 51 mm
Power supply	solar, no mains power required
Sensor type	photo-cell controller
Output	0.03 W
Colour temperature	4000K / SDCM 5
Colour rendering	Ra ≥ 80
LED life expectancy	50,000 h (L70B10 to LM80)
LED cooling system	Passive Thermo Control
Twilight setting	2 lx
IP rating	IP44
Protection class	III
Material	UV-resistant plastic with stainless steel trim
Temperature range	-20 to +40°C
With lamp	STEINEL LED system
Sheet of self-adhesive numbers	included



Light 'ON'

Light 'OFF'



To the product film




High-quality monocrystalline solar panel



Including STEINEL LED system



House number illumination at night




Including 1100 mAh lithium iron-phosphate rechargeable battery



Including sheet of self-adhesive house numbers





"Our neighbours are incredibly thrifty but have the nicest lights."

**The iHF outdoor lights.  
Aesthetic lighting perfectly controlled.**

**Stunning lighting solutions on the wall of your home.**

**With invisible sensor technology.**

Our iHF range is synonymous with unique design, impressive lighting aesthetics, high efficiency and outstanding sensor technology. Just because the intelligent high-frequency sensor is installed completely out of view doesn't mean it is any less efficient. On the contrary: it detects people approaching from any direction and can distinguish them from small animals. And its reach can be adjusted exactly as required. Which means it only switches light on when needed – masterfully showing off your home at its best. In whichever form, in whatever direction or as LED uplight / downlight with house number.



L810 LED iHF





Sensor-Switched  
LED Lights for Outdoors

L.825 LED

# L 800 LED iHF Downlight

**The most modern outdoor light there is in the world.  
With invisible iHF sensor.**

This outdoor SensorLight translates intelligence into magnificent looks and technology. This high-quality designer piece is meticulously thought through and crafted with particular care from long-life materials. In developing new lights, our products' future value is also important to us. Intelligent technology has a permanency and constancy about it – it is brighter, cooler and smarter. For the first time, we have managed to make a light's sensor completely invisible. The result is an LED downlight product for illuminating your home's exterior walls to stunning effect. The L 800 iHF Downlight. Optional manual override for 4 hours.



To the product film



EAN L 800 LED iHF downlight	4007841 671419
Dimensions (HxWxD)	88x230x145 mm
Power supply	230-240 V, 50 Hz
Sensor type	iHF (intelligent high-frequency technology)
Transmission power	approx. 1 mW
HF system	5.8 GHz
Output	10 W
Luminous flux	440 lm
Efficiency	44 lm/W
Colour temperature	3000K / SDCM 3
Colour rendering	Ra ≥ 80
LED life expectancy	50,000 h (L70B10 to LM80)
LED cooling system	Active and Passive Thermo Control
Angle of coverage	160° with sneak-by guard
Reach	1-5 m
Twilight setting	2 - 2,000 lx
Time setting	5 sec - 15 min
Basic light level	10%
Soft light start	yes
Manual override	selectable, 4 h
IP rating	IP44
Protection class	II
Material	aluminium, UV-resistant plastic
Temperature range	-20 to +50°C
With lamp	STEINEL LED system



Including STEINEL LED system



Concealed iHF sensor



Intelligent soft light start



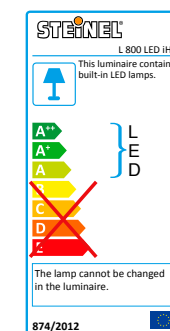
Optional basic light level 10%



Optional 4-hour manual override




High-quality aluminium



# L 810 LED iHF Uplight/Downlight

**You don't see it.  
But it sees you.**

A high-quality product is cleverly thought through and made from materials that last. Its value also extends beyond today, it has permanency and constancy. The L 810 iHF outdoor SensorLight is an LED uplight and downlight that translates intelligent technology into form and function. For the first time, we have managed to make a light's sensor completely invisible – without compromising on first-class design and technological perfection. For stunning upward and downward lighting. Optional manual override for 4 hours.



EAN L 810 LED iHF uplight/downlight, silver	4007841 671310
EAN L 810 LED iHF uplight/downlight, anthracite	4007841 009847
Dimensions (HxWxD)	88x230x145 mm
Power supply	230-240 V, 50 Hz
Sensor type	iHF (intelligent high-frequency technology)
Transmission power	approx. 1 mW
HF system	5.8 GHz
Output	12.5 W
Luminous flux	612 lm
Efficiency	49 lm/W
Colour temperature	3000K / SDCM 3
Colour rendering	Ra ≥ 80
LED life expectancy	50,000 h (L70B10 to LM80)
LED cooling system	Active and Passive Thermo Control
Angle of coverage	160° with sneak-by guard
Reach	1-5 m
Twilight setting	2 - 2,000 lx
Time setting	5 sec - 15 min
Basic light level	10%
Soft light start	yes
Manual override	selectable, 4 h
IP rating	IP44
Protection class	II
Material	aluminium, UV-resistant plastic
Temperature range	-20 to +50°C
With lamp	STEINEL LED system



silver



anthracite

Including STEINEL LED system



Concealed iHF sensor



Intelligent soft light start



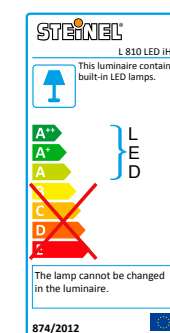
Optional basic light level 10%



Optional 4-hour manual override



High-quality aluminium





# L 820 LED iHF Uplight/Downlight with House Number

## Outdoor lights beware.

### Here comes the new house number.

We did some thinking, pondered, tried things out, dismissed them and got down to testing. For the most intelligent house number light we've ever made. For the first time, it has been possible to integrate the sensor in a light source so that it can't be seen. As an LED uplight and downlight, the L 820 iHF outdoor SensorLight translates intelligence into fabulous looks and technology that set off your house number like no other. In developing it, the product's future value was also important to us. Intelligent technology has a permanency and constancy about it – it is brighter, cooler and smarter. Optional manual override for 4 hours.



Up-/Downlight

LED

30 years  
(Ø 4,5h/day)

12,5w

612lm  
49lm/W



3000K  
warm-white



intelligent  
high frequency  
sensor 160°



1–5m



IP 44



2–2000 lux



5 sec–15 min



soft light start



2 m



manual  
override



energy  
saving

3 JAHRE

functional  
warranty

To the product film



EAN L 820 LED iHF uplight / downlight with house number	...	4007841 671327
Dimensions (HxWxD)	.....	260x230x145 mm
Power supply	.....	230–240 V, 50 Hz
Sensor type	.....	iHF (intelligent high-frequency technology)
Transmission power	.....	approx. 1 mW
HF system	.....	5.8 GHz
Output	.....	12.5 W
Luminous flux	.....	612 lm
Efficiency	.....	49 lm/W
Colour temperature	.....	3000K / SDCM 3
Colour rendering	.....	Ra ≥ 80
LED life expectancy	.....	50,000 h (L70B10 to LM80)
LED cooling system	.....	Active and Passive Thermo Control
Angle of coverage	.....	160° with sneak-by guard
Reach	.....	1–5 m
Twilight setting	.....	2–2,000 lx
Time setting	.....	5 sec – 15 min
Basic light level	.....	10%
Soft light start	.....	yes
Manual override	.....	selectable, 4 h
IP rating	.....	IP44
Protection class	.....	II
Material	.....	aluminium, UV-resistant plastic
Temperature range	.....	-20 to +50°C
With lamp	.....	STEINEL LED system
Sheet of self-adhesive numbers	.....	included



Including STEINEL LED system



Concealed iHF sensor



Intelligent soft light start



Optional basic light level 10%



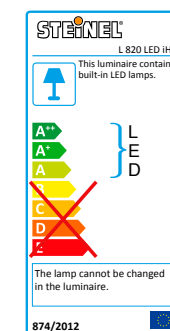
Optional 4-hour manual override



High-quality aluminium



Including sheet of self-adhesive house numbers



# L 825 LED iHF Downlight

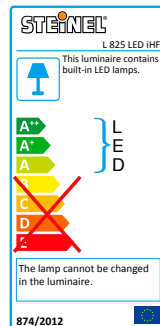
**Classic outside. Futuristic inside.**  
**iHF sensor invisible and perfect.**

Some like it classic. This is why we have combined pioneering technology and customisable functionality from the iHF series with timeless design. The result – the L 825 LED iHF – brings permanent aesthetic appeal to your entrance. Only when necessary, of course: the sensor detects persons from any walking direction – and can distinguish them from small animals. And it remains completely invisible. With minimal energy consumption and the incredibly long life expectancy of the LEDs, so too are its running costs.



- Downlight
- LED
- 30 years (Ø 4,5h/day)
- 12w
- 400lm
- 33,3lm/W
- 3000K warm-white
- intelligent high frequency sensor 180°
- 1–7m
- IP 44
- 2–2000 lux
- 5 sec–15 min
- soft light start
- 2m
- manual override
- energy saving
- 3 JAHRE GARANTIE functional warranty

EAN L 825 LED iHF downlight, silver	4007841 007171
EAN L 825 LED iHF downlight, anthracite	4007841 007164
Dimensions (HxWxD)	95.1 x 331 x 157 mm
Power supply	230–240 V, 50/60 Hz
Sensor type	iHF (intelligent high-frequency technology)
Transmission power	approx. 1 mW
HF system	5.8 GHz
Output	12 W
Luminous flux	400 lm
Efficiency	33.3 lm/W
Colour temperature	3000K / SDCM 3
Colour rendering	Ra ≥ 80
LED life expectancy	50,000 h (L70B10 to LM80)
LED cooling system	Active and Passive Thermo Control
Angle of coverage	180° with sneak-by guard
Reach	1–7 m
Twilight setting	2 – 2,000 lx
Time setting	5 sec – 15 min
Basic light level	10%
Soft light start	yes
Manual override	selectable, 4 h
IP rating	IP44
Protection class	II
Material	aluminium, UV-resistant plastic
Temperature range	-20 to +50°C
With lamp	STEINEL LED system



LED uplights / downlights with IR sensor.  
Lighting effects re-defined.



Sensor-Switched  
LED Lights for Outdoors

L910 LED



# L 900 LED

**For the most attractive aspects of a building.  
Slim and efficient.**

For everyone who understands light to be more than a source of brightness. The LED uplight stylishly illuminates the outside walls of your home with understated lighting effects. And because we not only gave it a modern design but also attached particular importance to pioneering technology and maximum efficiency when we developed it, the L 900 LED also lets you feel perfectly at ease from the aspects of ecology and economy. No matter whether you use it as basic-, permanent- or sensor-switched lighting. Including the option of switching interconnected lights on and off simultaneously.



## LED

30 years  
(Ø 4,5 h/day)

## 7w

400lm  
57,1lm/W



3000K  
warm-white



infrared  
sensor 180°



max. 12m



IP 44



2/20 lux



2/15 min



soft light start



2,2m



manual  
override



networkable



energy  
saving

## 3 JAHRE

functional  
warranty

To the product film



EAN L 900 LED silver . . . . .	4007841 576318
EAN L 900 LED anthracite . . . . .	4007841 576301
Dimensions (HxWxD) . . . . .	195x80x85 mm
Power supply . . . . .	220-240 V, 50/60 Hz
Sensor type . . . . .	passive infrared
Output (lights) . . . . .	7 W
Luminous flux . . . . .	400 lm
Efficiency . . . . .	57.1 lm/W
Colour temperature . . . . .	3000K / SDCM 3
Colour rendering . . . . .	Ra ≥ 80
LED life expectancy . . . . .	50,000 h
LED cooling system . . . . .	Passive Thermo Control
Angle of coverage . . . . .	180°
Reach . . . . .	5 m or 12 m, selectable
Twilight setting . . . . .	2 or 20 lx
Time setting . . . . .	2 min or 15 min
Basic light level . . . . .	effect lighting on the wall
Soft light start . . . . .	yes
Manual override . . . . .	selectable, 4 h
IP rating . . . . .	IP44
Protection class . . . . .	II
Material . . . . .	aluminium, UV-resistant plastic
Temperature range . . . . .	-20 to +50°C
With lamp . . . . .	STEINEL LED system



silver

anthracite

Setting options protected from the weather and from outside influences



Including STEINEL LED system



Sensor integrated almost invisibly



Intelligent soft light start



Effect lighting on the wall



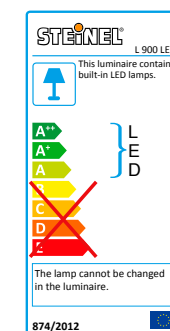
Interconnectable by cable



Optional 4-hour manual override



High-quality aluminium



# L 910 LED

**Creates the right ambience.  
Elegant and intelligent.**

Same technology, even more effective: if you are looking for somewhat more ambient light on the outside of your home, we can offer you an uplight/downlight solution with the L910LED that's just as stylish as it is efficient. As with its little brother, no-maintenance and low-consumption LEDs give you aesthetically pleasing ambient lighting here too whenever you wish thanks to the reliable IR sensor. And if you interconnect them, they will also switch on and off simultaneously. An effect not only appreciated by admirers of aesthetic style.



## LED

30 years  
(Ø 4,5 h/day)

## 11w

755lm  
68,6lm/W



3000K  
warm-white



infrared  
sensor 180°



max. 12m



IP 44



2/20 lux



2/15 min



soft light start



2,2m



manual  
override



networkable



energy  
saving

## 3 JAHRE

functional  
warranty

To the product film



EAN L910 LED silver	4007841 576219
EAN L910 LED anthracite	4007841 576202
Dimensions (HxWxD)	235x80x85 mm
Power supply	220-240 V, 50/60 Hz
Sensor type	passive infrared
Output (lights)	11 W
Luminous flux	755 lm
Efficiency	68.6 lm/W
Colour temperature	3000K / SDCM 3
Colour rendering	Ra ≥ 80
LED life expectancy	50,000 h
LED cooling system	Passive Thermo Control
Angle of coverage	180°
Reach	5 m or 12 m, selectable
Twilight setting	2 or 20 lx
Time setting	2 min or 15 min
Basic light level	effect lighting on the wall
Soft light start	yes
Manual override	selectable, 4 h
IP rating	IP44
Protection class	II
Material	aluminium, UV-resistant plastic
Temperature range	-20 to +50°C
With lamp	STEINEL LED system



silver

anthracite

Setting options protected from the weather and from outside influences



Including STEINEL LED system



Sensor integrated almost invisibly



Intelligent soft light start



Effect lighting on the wall



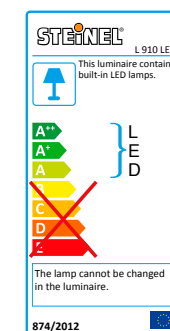
Interconnectable by cable



Optional 4-hour manual override



High-quality aluminium







# L 630/L631 LED

**Intelligent. Minimalist. Timeless.**

The L630 LED brings together sophisticated architecture and intelligent lighting in perfect style. The latest LED technology is hidden in the narrow enclosure. A light output of 663 lumens provides pleasant outdoor illumination at a power consumption of just 8.2 watts.

The luminaire is controlled via an integrated infrared mini-sensor, which can be removed easily for configuring. Functions include soft light start, basic light level, night economy mode as well as the Nightmatic function. This aesthetic sensor-switched light is available in silver and anthracite.

## LED

30 years  
(Ø 4,5 h/day)

## 8,2w

663lm  
80,8lm/W



3000K  
warm-white



infrared  
sensor 360°



max. 8m



IP 44



2–1000 lux



8 sec - 35 min



soft light start



basic brightness



shockproof  
IK07



manual  
override



energy  
saving

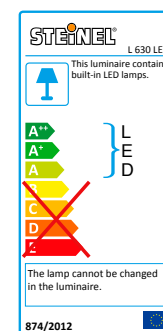


## 3 JAHRE GARANTIE

functional  
warranty

To the product film



EAN L 630 LED silver . . . . .	4007841 020385
EAN L 630 LED anthracite . . . . .	4007841 020378
EAN L 631 LED silver . . . . .	4007841 020408
EAN L 631 LED anthracite . . . . .	4007841 020392
Dimensions L 630 LED (HxWxD) . . . . .	364x211x65 mm
Dimensions L 631 LED (HxWxD) . . . . .	364x61x65 mm
Power supply . . . . .	220–240V, 50Hz
Sensor type . . . . .	passive infrared
Output (lights) . . . . .	8.2 W
Luminous flux . . . . .	663 lm
Efficiency . . . . .	80.8 lm/W
Colour temperature . . . . .	3000K / SDCM 3
Colour rendering . . . . .	Ra ≥ 80
LED life expectancy . . . . .	50,000 h
LED cooling system . . . . .	Passive Thermo Control
Angle of coverage: . . . . .	360° with 90° angle of aperture and sneak-by guard
Reach: . . . . .	max. 8 m
Twilight setting . . . . .	2–1000 lx
Time setting . . . . .	8 sec – 35 min
Basic light level . . . . .	10%
Soft light start . . . . .	yes
Manual override . . . . .	selectable, 4 h
IP rating . . . . .	IP44
Protection class . . . . .	II
Impact resistance . . . . .	IK07
Material . . . . .	UV-resistant plastic
Temperature range . . . . .	-20 to +50°C
With lamp . . . . .	STEINEL LED system
Sheet of house numbers (L630 LED) . . . . .	included



# L 265 LED

Less is more.

Cutting-edge technology attractively packaged.

There's more technology in the L 265 LED sensor-switched wall light than its exterior suggests. This high-quality light pairs state-of-the-art intelligent technology with attractive design. The innovative LED lamp evenly illuminates the glass shade. The corona of LED light in the base adds an attractive lighting statement and the integrated power-LED shines down the wall when it's dark. Is your house number or your surname displayed on the wall? As usual, this light provides a wide choice settings. And as usual, these are easy to understand.



**LED**  
long life LED  
25,000 h CRI 80\*

**8,5w**  
674lm  
79,3lm/W\*

3000 K  
warm-white

infrared  
sensor 360°

max. 8m

IP 44

2–2000 lux

5 sec – 15 min

manual  
override

1.8–2m

energy  
saving

**3 JAHRE**  
GARANTIE  
functional  
warranty

\* for included  
LED bulb

EAN L 265 LED	4007841 007898
Dimensions (HxWxD)	295x72x105 mm
Power supply	230–240 V, 50 Hz
Sensor type	passive infrared
Output	8.5 W
Luminous flux	674 lm
Efficiency	79.3 lm/W
Colour temperature	3000 K / SDCM 6
Colour rendering	Ra ≥ 80
LED life expectancy	25,000 h
LED cooling system	Passive Thermo Control
Angle of coverage	360° with sneak-by guard
Capability of masking out individual segments	yes
Reach	max. 8 m
Twilight setting	2 – 2,000 lx
Time setting	5 sec – 15 min
Basic light level	LED ring
Manual override	selectable, 4 h
IP rating	IP44
Protection class	II
Material	aluminium, glass
Temperature range	-10 to +50°C
With lamp	yes, LED lamp



Including innovative LED lamp



LED ambient light



Sensor with 4 intelligent programmes



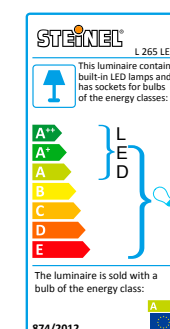
Opal glass shade



Optional 4-hour manual override



High-quality aluminium



# L 260 LED

## House and garden.

### A perfect team.

The L 260 LED designer outdoor SensorLight is not only perfect in form and function but also a matching addition to the GL 60 LED outdoor SensorLight. The LED lamp evenly illuminates the glass shade. Convenience, safety and energy efficiency from one and the same light? We make it possible. The light is incredibly easy to install and the function settings on the product are easy to understand too. Automatically and gentle on the eyes, it slowly switches the light on and off again. All by itself.



**LED**  
long life LED  
25,000 h CRI 80\*

**8,6w**  
700lm  
81,4lm/W\*

3000 K  
warm-white

infrared  
sensor 240°

max. 12m

IP 44

2–2000 lux

5 sec–15 min

soft light start

manual  
override

2m

energy  
saving

**3 JAHRE**  
GARANTIE  
functional  
warranty

\* for included  
LED bulb

EAN L260LED	4007841 007874
Dimensions (HxWxD)	426xØ 102x177 mm
Power supply	230–240 V, 50 Hz
Sensor type	passive infrared
Output	8.6 W
Luminous flux	700 lm
Efficiency	81.4 lm/W
Colour temperature	3000K / SDCM 6
Colour rendering	Ra ≥ 80
LED life expectancy	25,000 h
LED cooling system	Passive Thermo Control
Angle of coverage	240° with 180° angle of aperture
Capability of masking out individual segments	yes
Reach	max. 12 m
Twilight setting	2–2,000 lx
Time setting	5 sec – 15 min
Soft light start	yes
Manual override	selectable, 4 h
IP rating	IP44
Protection class	I
Material	stainless steel, glass
Temperature range	-20 to +50°C
With lamp	yes, LED lamp



Including innovative  
LED lamp



Intelligent soft light start



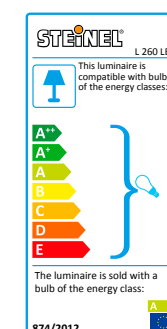
Opal glass shade



Optional 4-hour manual  
override



High-quality stainless  
steel





## Sensor-Switched LED Lights for Outdoors – Modern

GL60 LED



Sensor-Switched  
LED Lights for Outdoors

# GL 60 LED

## International garden show. At your home.

Transform your property into a showcase. The modern, sleek design brings a very special mood to gardens, driveways or paths. The GL 60 LED SensorLight can tell if anyone is there and slowly switches the light on in a way that's kind on the eyes. Just as with the L260LED, it also incorporates the innovative LED lamp. It provides lighting filled with atmosphere and automatically switches itself off again after a pre-selected time. 360° coverage without blind spots, incidentally, is unique. Your neighbours will be amazed.



**LED**  
long life LED  
25,000 h CRI 80\*

**8,6w**  
812lm  
94,4lm/W\*

3000 K  
warm-white

infrared  
sensor 360°

max. 12 m

IP 44

2-2000 lux

5 sec - 15 min

soft light start

manual  
override

energy  
saving

**3 JAHRE**  
GARANTIE  
functional  
warranty

\* for included  
LED bulb

EAN GL 60 LED	4007841 007881
Dimensions (HxWxD)	1038xØx102 (glass shade)xØx220mm (base)
Power supply	230-240 V, 50 Hz
Sensor type	passive infrared
Output	8.6 W
Luminous flux	812 lm
Efficiency	94.4 lm/W
Colour temperature	3000K / SDCM 6
Colour rendering	Ra ≥ 80
LED life expectancy	25,000 h
LED cooling system	Passive Thermo Control
Angle of coverage	360° with 30° angle of aperture
Capability of masking out individual segments	yes
Reach	max. 12 m
Twilight setting	2-2,000 lx
Time setting	5 sec - 15 min
Basic light level	0 - 50%
Soft light start	yes
Manual override	selectable, 4 h
IP rating	IP44
Protection class	II
Material	stainless steel, glass
Temperature range	-20 to +50°C
With lamp	yes, LED lamp



Including innovative  
LED lamp



Variable height



Intelligent soft light start




Opal glass shade



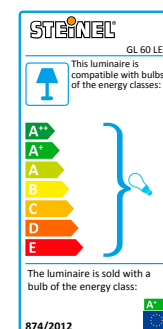
Optional basic lighting  
level 0 - 50%



Optional 4-hour manual  
override



High-quality stainless  
steel





## L 220/L 224 LED

### Squaring light.

#### Simple solution - powerful effect.

The L 220/224 LED sensor-switched outdoor lights brighten every entrance with a modern look and soft ambient lighting. The square lights provide optimum illumination thanks to modern LED technology and a light output of up to 550 lumens at a power consumption of 7.5 watts. The integrated sensor detects reliably with an angle of coverage of 180° and switches the light on and off automatically. The L 220 LED has a large front panel as the ideal surface for affixing the house numbers included.



### LED

30 years  
(Ø 4,5 h/day)

### 7,5w

550 lm  
73,3 lm/W



3000K  
warm-white



infrared  
sensor 180°



max. 10m



IP 44



2-2000 lux



8 sec - 35 min



shockproof  
IK07




energy  
saving

### 3 JAHRE

functional  
warranty

EAN L 220 LED stainless steel	4007841 010454
EAN L 224 LED stainless steel	4007841 033231
EAN L 224 LED anthracite	4007841 033224
Dimensions (HxWxD)	251 x 246 x 84 mm
Power supply	220-240 V, 50/60 Hz
Sensor type	passive infrared
Output (lights) (L 220 LED)	7.5 W
Luminous flux (L 220 LED)	550 lm
Efficiency (L 220 LED)	73.3 lm/W
Output (lights) (L 224 LED)	7.5 W
Luminous flux (L 224 LED)	410 lm
Efficiency (L 224 LED)	54.7 lm/W
Colour temperature	3000K / SDCM 3
Colour rendering	Ra ≥ 80
LED life expectancy	50,000 h
LED cooling system	Passive Thermo Control
Angle of coverage	180°
Reach:	max. 10 m
Twilight setting	2-2,000 lx
Time setting	8 sec - 35 min
IP rating	IP44
Protection class	II
Impact resistance	IK07
Material	UV-resistant plastic with stainless steel trim
Temperature range	-20 to +50°C
With lamp	STEINEL LED system
Sheet of house numbers (L 220 LED)	included



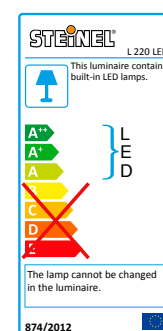
L 220 LED  
stainless steel

L 224 LED  
stainless steel

L 224 LED  
anthracite



To the product film



Including STEINEL LED system



LED ambient light



Impact-resistant material rated to IK07



UV-resistant plastic



Including sheet of house numbers (L 220 LED)





L240 LED



Sensor-Switched  
LED Lights for Outdoors

# L 240/244 LED

## High Light.

The rectangular L 240/244 LED sensor-switched outdoor lights cut an impressive figure with their vertical design and soft ambient lighting. Modern LED technology with a light output of up to 570 lm: these slim-line, elegant lights ensure perfect illumination - at a power consumption of 7.5 watts! The integrated sensor has an angle of coverage of 180° and ensures that the light switches ON and OFF reliably and automatically.



**LED**

30 years  
(Ø 4,5 h/day)

**7,5w**

570 lm  
76 lm/W



3000K  
warm-white



infrared  
sensor 180°



max. 10m



IP 44



2-2000 lux



8 sec - 35 min



shockproof  
IK07



energy  
saving

**3 JAHRE**

functional  
warranty

EAN L 240 LED stainless steel	4007841 010461
EAN L 244 LED stainless steel	4007841 033255
EAN L 244 LED anthracite	4007841 033248
Dimensions (HxWxD)	305x165x81 mm
Power supply	220-240 V, 50/60 Hz
Sensor type	passive infrared
Output (lights)	7.5 W
Luminous flux (L 240 LED)	570 lm
Efficiency (L 240 LED)	76 lm/W
Luminous flux (L 244 LED)	500 lm
Efficiency (L 244 LED)	66.7 lm/W
Colour temperature	3000K / SDCM 3
Colour rendering	Ra ≥ 80
LED life expectancy	50,000 h
LED cooling system	Passive Thermo Control
Angle of coverage	180°
Reach:	max. 10 m
Twilight setting	2-2,000 lx
Time setting	8 sec - 35 min
IP rating	IP44
Protection class	II
Impact resistance	IK07
Material	UV-resistant plastic with stainless steel trim
Temperature range	-20 to +50°C
With lamp	STEINEL LED system



L 240 LED  
stainless steel



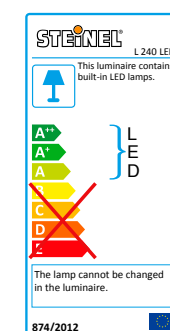
L 244 LED  
stainless steel



L 244 LED  
anthracite



To the product film



Including STEINEL LED system



LED ambient light



Impact-resistant material rated to IK07



UV-resistant plastic









# L20

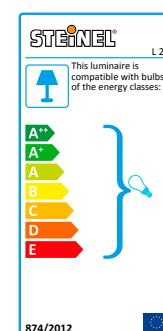
## Modern design for your home's exterior. In timeless perfection.

The L 20 outdoor SensorLight provides attractive, even illumination. With its sleek-looking design and the inviting ambience it creates, this light is the ideal choice for driveways, exterior walls or side entrances. Its modern look and generous, adjustable detection zone make it a veritable highlight on any building while also saving huge amounts of energy. Incidentally, it's so quick and easy to install. Your neighbour won't even notice.



- max. 60w**  
E27
-  infrared sensor 180°
-  max. 10m
-  IP 44
-  90° vertical
-  2-2000 lux
-  8sec-35min
-  2m
-  shockproof IK07
-  energy saving
- 3 JAHRE GARANTIE**  
functional warranty

EAN L20	4007841 566814
Dimensions (h x w x d)	240 x 230 x 80 mm
Power supply	230 - 240V/50Hz
Sensor type	passive infrared
Max. output	60 W / E 27
Angle of coverage	180°
Capability of masking out individual segments	yes
Tilting range	90°
Reach	10 m max.
Response brightness	2 - 2,000 lx
Time setting	8 sec. - 35 min.
IP rating	IP44
Protection class	II
Impact resistance	IK07
Material	plastic with stainless steel trim panel
Complete with lamp	no



Impact-resistant material rated to IK 07



High-quality designer trim panel in stainless steel



**Modern design for a bright future.**

**The attractively priced gateway to the world of automatic lighting.**

Inviting appearance, proven technology: whether at the entrance, next to the building or on the patio - the L 22 sensor-switched outdoor light scores with clean lines and reliable STEINEL sensor technology. The light features a rustproof stainless-steel trim and, thanks to its translucent housing, provides inviting and evenly spread ambient lighting. Practical: the sensor and light diffuser are made of impact-resistant polycarbonate. With an E27 socket for filament light bulbs, low-energy lamps or LED lamps.



max. 60W

E27



infrared sensor 180°



max. 10m



IP 44



90° vertical



2-2000 lux



8sec-35min



2m



shockproof IK07



energy saving

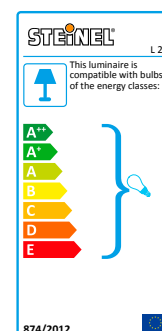
3 JAHRE GARANTIE

functional warranty

EAN L22	4007841 009816
Dimensions (HxWxD)	286x162x85 mm
Power supply	230-240 V, 50/60 Hz
Sensor type	passive infrared
Output	max. 60W/E27
Angle of coverage	180°
Capability of masking out individual segments	yes
Tilting range	90°
Reach	max. 10 m
Twilight setting	2 - 2,000 lx
Time setting	8 sec - 35 min
IP rating	IP44
Protection class	II
Impact resistance	IK07
Material	plastic with stainless steel trim panel
With lamp	no



To the product film



Impact-resistant material rated to IK07



High-quality designer trim panel in stainless steel



L 12

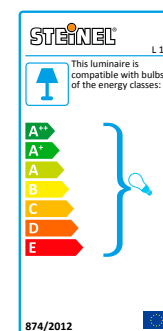

**The energy and cost saver.**

The light's 'ON'. Someone's left the light on yet again before they went out. The electricity provider is rubbing its hands, but no one else is particularly pleased. Wasting energy was yesterday. The L 12 outdoor SensorLight switches light 'ON' automatically and only ever when it's actually needed. Its modern look and generous, adjustable detection zone make it a veritable highlight on any building wall. Intelligent lighting for a convenient life.



- max. 60w  
E27
- infrared sensor 180°
- max. 10m
- IP 44
- 90° vertical
- 2-2000 lux
- 8sec-35min
- 2m
- energy saving
- 3 JAHRE GARANTIE  
functional warranty

EAN L 12	4007841 657918
Dimensions (w x h x d)	272 x 155 x 108 mm
Power supply	230-240 V, 50Hz
Sensor type	passive infrared
Max. output	60 W / E 27
Angle of coverage	180°
Capability of masking out individual segments	yes
Reach	10 m max.
Response brightness	2 – 2,000 lx
Time setting	8 sec. – 35 min.
IP rating	IP44
Protection class	II
Material	aluminium, UV-resistant plastic
Complete with lamp	no



High-quality aluminium trim panel





# L 170S

## Traditional values.

## Modern lantern.

Are you looking for an exclusive SensorLight for a prestigious exterior? The L 170 S outdoor SensorLight combines high-quality stainless steel in classic lantern design with intelligent technology. It can tell whether anyone is present in the sensor's detection zone, automatically switching light extremely energy-efficiently 'ON' and 'OFF' again. In a nutshell: added value, more convenience, greater safety and security and maximum energy-savings.



max. 100W

E27



infrared sensor 180°



max. 12m



IP 44



2-2000 lux



5 sec - 15 min



manual override



2m

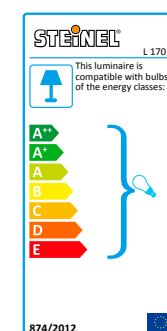


energy saving


3 JAHRE

functional warranty

EAN L 170S	4007841 645311
Dimensions (HxWxD)	340x220x150 mm
Power supply	230-240V, 60Hz
Sensor type	passive infrared
Output	max. 100W/E27
Angle of coverage	180° with 90° angle of aperture
Capability of masking out individual segments	yes
Reach	2 basic settings: max. 12 m or max. 5 m (temperature-stabilised)
Twilight setting	2 - 2,000 lx
Time setting	5 sec - 15 min
Basic light level	0% - 50%
Soft light start	yes
Manual override	selectable, 4 h
IP rating	IP43
Protection class	II
Material	stainless steel
With lamp	no



Intelligent soft light start



Optional basic lighting level 0 - 50%



Optional 4-hour manual override



High-quality designer trim panel in stainless steel





# L 560 S

## Day in, day out.

### An all-round classic.

We combine tried and proven technology and timeless design for your intelligent home. Added convenience, greater safety and security as well as maximum energy-savings are very easy to achieve with the classically styled L 560 S. Because the light switches 'ON' automatically and only when it's actually needed. The built-in sensor can tell whether you are there, with the light providing even illumination that's full of atmosphere. Reliably night after night.



max. 60W

E27



infrared sensor 140°



max. 12 m



IP 44



180° horizontal  
90° vertical



2-2000 lux



8 sec - 35 min



2 m



energy saving

3 JAHRE GARANTIE

functional warranty

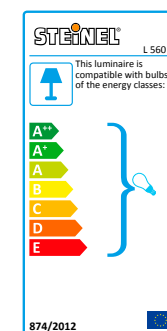
EAN L 560 S white	4007841 634315
EAN L 560 S black	4007841 634216
Dimensions (h x w x d)	368 x 215 x 243 mm
Power supply	230 - 240 V, 50/60 Hz
Sensor type	passive infrared
Max. output	60 W / E 27
Angle of coverage	140° with sneak-by guard
Capability of masking out individual segments	yes
Swivelling range	180°
Tilting range	90°
Reach	12 m max.
Response brightness	2 - 2,000 lx
Time setting	8 sec. - 35 min.
IP rating	IP44
Protection class	II
Material	UV-resistant plastic
Complete with lamp	no



white



black



UV-resistant plastic





# L 115 S

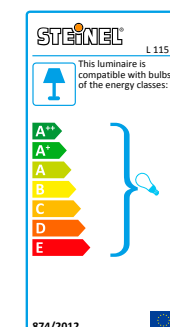
## Intelligent vigilantness. Lights you up.

Exquisite hand-blown crystal glass shade and reliable sensor technology. The L 115 S outdoor SensorLight leaves you wanting for nothing and provides attractive illumination only when it's actually needed. The built-in sensor can tell whether you are there, with a light providing even illumination that's full of atmosphere. More quality of life, added safety and security and maximum energy-savings from intelligent technology.



- max. 60W  
E27
- infrared sensor 240°
- max. 12 m
- IP 44
- 2-2000 lux
- 5 sec-15 min
- soft light start
- manual override
- 2m
- energy saving
- 3 JAHRE  
functional warranty

EAN L 115 S white	4007841 657413
EAN L 115 S silver	4007841 657512
Dimensions (HxWxD)	330x215x257 mm
Power supply	230-240 V, 50/60 Hz
Sensor type	passive infrared
Output	max. 60W/E27
Angle of coverage	240° with 120° angle of aperture
Capability of masking out individual segments	yes
Reach	max. 12 m
Twilight setting	2 - 2,000 lx
Time setting	5 sec - 15 min
Basic light level	0% - 50%
Soft light start	yes
Manual override	selectable, 4 h
IP rating	IP44
Protection class	II
Material	UV-resistant plastic
With lamp	no



Optional basic lighting level 0 - 50%



Optional 4-hour manual override



UV-resistant plastic



# L 585 S

## An individualist.

### Standing out on its own.

It's already dark when you get home. The light at the front door switches on automatically, illuminates your way and you immediately find your key. The technology has become intelligent. All made possible by the new sensor technology in this advanced light that only switches on when light is actually needed. The built-in sensor can tell whether anyone is present in the detection zone and switches the light on automatically. The attractive, lowered lampholder now also lets you use modern lamps. Reliably and stylishly illuminating the outside of your property with even, energy-saving light. Night after night.



60w  
E27

infrared  
sensor 180°

max. 12m

IP 44

70° vertical

2-2000 lux

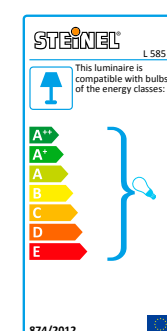
8sec-35min

2m

energy  
saving

3 JAHRE  
functional  
warranty

EAN L 585 S white	4007841 005917
EAN L 585 S black	4007841 005535
Dimensions (h x w x d)	307 x 215 x 228 mm
Power supply	230-240 V, 50 Hz
Sensor type	passive infrared
Max. output	60 W / E 27
Detection angle	180° with sneak-by guard
Capability of masking out individual segments	Yes
Tilting range	70°
Reach	12 m max.
Twilight setting	2-2000 lx
Time setting	8 sec.-35 min.
IP rating	IP44
Protection class	II
Material	UV-resistant plastic
With lamp	no



UV-resistant plastic



# L 190S

## Intelligent lantern.

### For lighting-up your home.

Adorn the outside of your home with a classic light in lantern form. Lavishly ornamented die-cast aluminium detailing and intelligent technology make the L 190 S outdoor SensorLight an exclusive feature on the wall of your home. The sensor responds automatically and the integrated soft start function slowly switches the light 'ON' in a way that's kind on the eyes. Intelligent lighting for a convenient life.



max.100w

E27



infrared sensor 180°



max. 12m



IP 44



2-2000 lux



5 sec - 15 min



manual override



2m



energy saving

3 JAHRE GARANTIE

functional warranty

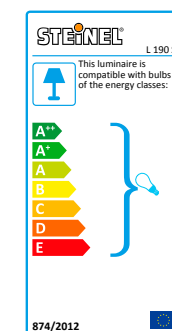
EAN L 190S white	4007841 644512
EAN L 190S black	4007841 644413
Dimensions (HxWxD)	335 x 217 x 147 mm
Power supply	230-240 V, 50 Hz
Sensor type	passive infrared
Output	max. 100W/E27
Angle of coverage	180° with 90° angle of aperture
Capability of masking out individual segments	yes
Reach	2 basic settings: max. 12 m or max. 5 m (temperature-stabilised)
Twilight setting	2 - 2,000 lx
Time setting	5 sec - 15 min
Basic light level	0% - 50%
Soft light start	yes
Manual override	selectable, 4 h
IP rating	IP44
Protection class	II
Material	aluminium
With lamp	no



white



black



Intelligent soft light start



Optional basic lighting level 0 - 50%



Optional 4-hour manual override



High-quality aluminium





L 15

**Everything was better in the good old days.  
Well, almost everything.**

We've given a touch of those past times to the L 15 wall SensorLight. Nowadays however, outdoor lights only come 'ON' when light is actually needed. The sensor can tell whether anyone's present in the detection zone and automatically switches light 'ON' and 'OFF' again. The light combines cutting-edge technology with classic design and is also extremely energy-efficient. In a nutshell: energy savings, convenience, safety and security. Guess that's everything else but yesterday.



max. 60w  
E27



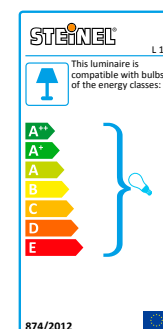
EAN L 15 white	4007841 617912
EAN L 15 black	4007841 617813
Dimensions (h x w x d)	410 x 190 x 240 mm
Power supply	230 V, 50 Hz
Sensor type	passive infrared
Max. output	60 W / E 27
Angle of coverage	180°
Capability of masking out individual segments	yes
Tilting range	90°
Reach	10 m max.
Response brightness	2 - 2,000 lx
Time setting	8 sec. - 35 min.
IP rating	IP44
Protection class	II
Material	UV-resistant plastic
Complete with lamp	no



white



black



UV-resistant plastic





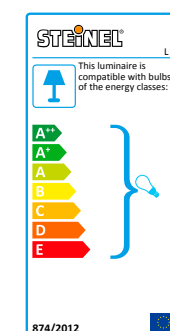
**Simply stylish.  
Practical in many ways.**

Centre pass, shoot, goal! Kids are playing football in the front garden and the ball smashes into the house wall. Your L 1 outdoor SensorLight looks on completely unruffled. The impact-resistant material provides the best protection against accidental damage. Light's only provided when it's actually needed. The built-in sensor can tell whether you are there, with the light providing even illumination that's full of atmosphere. Reliably night after night.



- max. 60w  
E27
- infrared sensor 180°
- max. 10m
- IP 44
- 90° vertical
- 2-2000 lux
- 8sec-35min
- 2m
- shockproof IK07
- energy saving
- 3 JAHRE GARANTIE  
functional warranty

EAN L 1 white	4007841 650513
EAN L 1 black	4007841 650612
Dimensions (h x w x d)	255 x 110 x 120 mm
Power supply	230 – 240V/50Hz
Sensor type	passive infrared
Max. output	60 W / E 27
Angle of coverage	180°
Capability of masking out individual segments	yes
Tilting range	90°
Reach	10 m max.
Response brightness	2 – 2,000 lx
Time setting	8 sec. – 35 min.
IP rating	IP44
Protection class	II
Impact resistance	IK07
Material	UV-resistant plastic
Complete with lamp	no
Sheet of self-adhesive numbers	included



Incl. sheet of self-adhesive house numbers.



Impact-resistant material rated to IK 07



UV-resistant plastic













# DL850S

## Ideal for your porch.

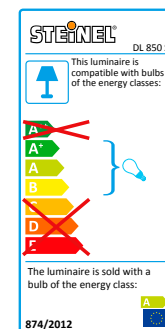
## Ideal for your convenience.

Does your home have a porch you want to install a light under? You want to live life conveniently and save energy too? Then the DL 850 S is the perfect choice. The outdoor SensorLight switches light 'ON' automatically and only ever when it's actually needed. Its instant response and 360° detection zone make it a real highlight at the front door. Intelligent lighting for a convenient life. Including low-energy lamp.



- incl. 2x9w  
2G7
-  infrared sensor 360°
-  max. 7 m
-  IP 44
-  2-2000 lux
-  1 min - 15 min
-  2.5 m
-  shockproof IK07
-  energy saving
- 3 JAHRE GARANTIE**  
functional warranty

EAN DL850S white	4007841 760113
Dimensions (h x w x d)	Ø 258 x 74 mm
Power supply	230 - 240V/50Hz
Sensor type	passive infrared
Output	includes 2 x 9 W / 2G7 (low-energy lamps)
Angle of coverage	360° with 160° angle of aperture
Reach	7 m max. all-round (temperature-stabilised)
Response brightness	2 - 2,000 lx
Time setting	1 min. - 15 min.
IP rating	IP44
Protection class	II
Impact resistance	IK07
Material	UV-resistant plastic
Complete with lamp	yes



Including 2 x 2G7 low-energy lamps



Impact-resistant material rated to IK 07



UV-resistant plastic





"Seeing and being seen starts in our back garden."



### XLED home 2 – the best XLED home floodlight we have ever made.

**How can you improve a best seller?** This is the question we asked ourselves and invited our engineers and developers not only to enhance the successful range of floodlights but to give it a new edge. The result is the newly developed LED panel with its LEDs behind an opal cover. This way, wide-area lighting can be produced without affecting radiance. The freely swivelling panel can be positioned to suit any lighting situation.

The panel's cooling system is made of HCMC (high thermal conductivity magnesium composite), a high-performance material from the aerospace industry which, despite its low weight, dissipates heat perfectly, minimising heat build-up and maximising the life expectancy of the LEDs. This material has reduced the weight of the floodlight to such an extent that it makes it very easy to install and also suitable for mounting on composite thermal insulation system (CTIS) walls without a problem. Use of the latest infrared sensor technology enhances performance while also providing better security and energy efficiency.

**In short: state-of-the-art, energy-saving lighting and sensor technology that meets the most exacting demands on design and perfectly illuminates every last corner.**







# XLED home2 XL

## Big Brother. Day-bright light for large areas.

The powerful XLED home 2 XL sensor-switched outdoor floodlight is the first choice for those who like it particularly bright or need to illuminate large areas. Innovative, highly efficient LEDs ensure the perfect illumination of driveways, courtyards and gardens. With an energy consumption of just 20 watts. The XLED home 2 XL is also a moving wonder.

The fully swivelling LED panel ensures maximum flexibility. In combination with the opal cover, the floodlight ensures optimum lighting conditions around the home with a colour temperature of 4000 K. The XLED home 2 XL is available as an individual floodlight or as a slave version. Available in white, black, graphite and silver.



**LED**  
30 years  
(Ø 4,5 h/day)

**20w**  
1608lm  
80lm/W

4000 K  
neutral-white

infrared  
sensor 140°

max. 14 m

IP 44

180° horizontal  
180° vertical

180° horizontal  
90° vertical

2-2000 lux

8sec-35min

networkable

2 m

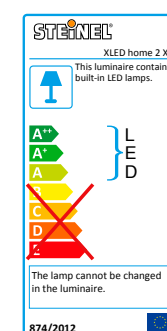
energy  
saving

**5 JAHRE**  
functional  
warranty

To the product film



EAN XLED home2 XL white	4007841 030070
EAN XLED home2 XL black	4007841 030049
EAN XLED home2 XL graphite	4007841 030056
EAN XLED home2 XL silver	4007841 030063
Dimensions (HxWxD)	214x180x161 mm
Power supply	230-240V, 50/60Hz
Sensor type	passive infrared
Output	20W
Max. output	max. 1000 W, resistive load
	max. 4 fluorescent lamps / LED lamps, C ≤ 88 µF
Luminous flux	1608 lm
Efficiency	80 lm/W
Colour temperature	4000K / SDCM 3
Colour rendering	Ra ≥ 80
LED life expectancy	50,000 h (L70B10 to LM80)
LED cooling system	HCMC
Floodlight swivelling range	180°
Floodlight tilting range	180°
Angle of coverage	140° with sneak-by guard
Sensor swivelling range	180°
Sensor tilting range	90°
Reach	14 m
Twilight setting	2 - 2,000 lx
Time setting	8 sec - 35 min
IP rating	IP44
Protection class	II
Material	UV-resistant plastic
Temperature range	-20 to +40°C
With lamp	STEINEL LED system



Including STEINEL LED system



HCMC cooling system



UV-resistant plastic



Colour rendering index > 80





# XLED home2 XL SL

Lights up like crazy.

The XL lighting solution for the ultimate in powerful lighting.

Big, bigger, XLED home 2 XL SL – this is the conclusive way to illuminate large areas! Whether single floodlight or interconnected: the 4000 K power floodlight definitely sheds light on the matter and is an effective deterrent to uninvited visitors. Never failing to bathe driveways, courtyards and gardens in perfect light. And it only uses 20 watts of energy to do so! This floodlight with opal diffuser provides perfect illumination all around the building. And a sense of security and peace of mind. Available in white, black, graphite and silver.



**LONG LIFE  
LED**

**LED**  
30 years  
(Ø 4,5 h/day)

**20w**  
1608lm  
80lm/W

**4000 K**  
neutral-white

**IP 44**

**180° horizontal**  
**180° vertical**


**networkable**

**2m**

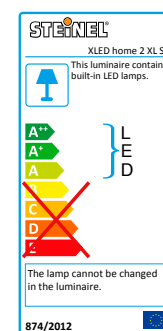
**energy saving**

**5 JAHRE**  
functional warranty

EAN XLED home2 XL SL white	4007841 032814
EAN XLED home2 XL SL black	4007841 032807
EAN XLED home2 XL SL graphite	4007841 030094
EAN XLED home2 XL SL silver	4007841 030087
Dimensions (HxVxD)	199x180x161 mm
Power supply	230–240 V, 50/60 Hz
Output	20W
Luminous flux	1608 lm
Efficiency	80 lm/W
Colour temperature	4000K / SDCM 3
Colour rendering	Ra ≥ 80
LED life expectancy	50,000 h (L70B10 to LM80)
LED cooling system	HCMC
Floodlight swivelling range	180°
Floodlight tilting range	180°
IP rating	IP44
Protection class	II
Material	UV-resistant plastic
Temperature range	-20 to +40°C
With lamp	STEINEL LED system



To the product film



Including STEINEL LED system



HCMC cooling system



UV-resistant plastic



Colour rendering index > 80





# XLED home2

## The evolution of a success story.

The moveable sensor-switched outdoor floodlight with fully swivelling LED panel in a classy opal look. The XLED home 2 sensor-switched floodlight comes in a sophisticated design. It is not just an eye-catcher, but also a truly talented mover. Thanks to the fully swivelling LED panel, every corner of the entrance area can be illuminated flexibly and as required. The highly efficient LED technology coupled with the opal cover provides maximum lighting comfort. As an individual floodlight or interconnected with the slave version, the innovative new generation of the XLED home success series is available in white, black, graphite and silver.



**LED**  
30 years  
(Ø 4,5 h/day)

**14,8w**  
1184 lm  
80lm/W

**4000 K**  
neutral-white

**infrared**  
sensor 140°

**max. 14m**

**IP 44**

**180° horizontal**  
**180° vertical**

**180° horizontal**  
**90° vertical**

**2-2000 lux**

**8sec-35min**

**networkable**

**2m**


**energy saving**

**5 JAHRE**  
functional warranty

To the product film



EAN XLED home 2 white	4007841 033088
EAN XLED home 2 black	4007841 033071
EAN XLED home2 graphite	4007841 033064
EAN XLED home2 silver	4007841 033057
<b>XLED home 2 Z-Wave for Smart Friends</b>	
EAN XLED home2 Z-Wave white	4007841 029821
EAN XLED home2 Z-Wave black	4007841 029845
EAN XLED home 2 Z-Wave graphite	4007841 033996
EAN XLED home 2 Z-Wave silver	4007841 029838
Dimensions (HxWxD)	194x180x161 mm
Power supply	230-240V, 50/60Hz
Sensor type	passive infrared
Output	14.8 W
Max. output	max. 1000 W, resistive load
	max. 4 fluorescent lamps / LED lamps, C ≤ 88 µF
Luminous flux	1184 lm
Efficiency	80 lm/W
Colour temperature	4000K / SDCM 3
Colour rendering	Ra ≥ 80
LED life expectancy	50,000 h (L70B10 to LM80)
LED cooling system	HCMC
Floodlight swivelling range	180°
Floodlight tilting range	180°
Angle of coverage	140° with sneak-by guard
Sensor swivelling range	180°
Sensor tilting range	90°
Reach	14 m
Twilight setting	2 - 2,000 lx
Time setting	8 sec - 35 min
IP rating	IP44
Protection class	II
Material	UV-resistant plastic
Temperature range	-20 to +40°C
With lamp	STEINEL LED system



Including STEINEL LED system



HCMC cooling system



UV-resistant plastic



Colour rendering index > 80



# XLED home2 SL

## Combined illumination.

### The ideal lighting partner for the best in lighting design.

Form and function in perfection! The XLED home 2 sensor-switched floodlight not only comes in a high-quality look. It also impresses with excellent performance. The outdoor floodlight without sensor can easily be interconnected and provides perfect lighting that reaches into the very last corner of any property with its fully swivelling LED panel made of opal glass. And as a single floodlight combined with a sensor, the attractive motion-detecting talent does a great job too. The XLED home 2 SL is available in white, black, graphite and silver.



**LED**  
30 years  
(Ø 4,5 h/day)

**14,8w**  
1184 lm  
80lm/W

4000 K  
neutral-white

IP 44

180° horizontal  
180° vertical

networkable

2m

energy saving

**5 JAHRE**  
functional warranty

EAN XLED home 2 SL white	4007841 033125
EAN XLED home 2 SL black	4007841 033118
EAN XLED home2 SL graphite	4007841 033095
EAN XLED home2 SL silver	4007841 033101
Dimensions (HxVxD)	181 x 180 x 161 mm
Power supply	230-240 V, 50/60 Hz
Output	14.8 W
Luminous flux	1184 lm
Efficiency	80 lm/W
Colour temperature	4000K / SDCM 3
Colour rendering	Ra ≥ 80
LED life expectancy	50,000 h (L70B10 to LM80)
LED cooling system	HCMC
Floodlight swivelling range	180°
Floodlight tilting range	180°
IP rating	IP44
Protection class	II
Material	UV-resistant plastic
Temperature range	-20 to +40°C
With lamp	STEINEL LED system



white

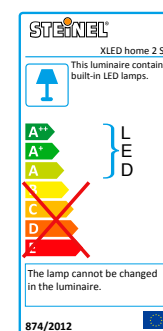
black

graphite

silver



To the product film



Including STEINEL LED system



HCMC cooling system




UV-resistant plastic



Colour rendering index > 80









# XLED home3

## Floodlight for your home game.

### Day-bright light over 300 m<sup>2</sup>.

Daylight off, LED floodlight on. The XLED home 3 sensor-switched LED floodlight with 330 LEDs provides stage-worthy illumination for driveways, courtyards and gardens. And all with sensation-ally low energy consumption. Economical 20 W LEDs replace 300 W halogen lights. The most powerful LED floodlight emits only a fraction of the heat that conventional halogen floodlights do which means they can also be installed without any issues under porches. The patented STEINEL HCMC cooling system additionally protects the floodlight from overheating. This is how the light cannon works even under permanent fire.



**LED**  
30 years  
(Ø 4,5 h/day)

**20w**  
1426lm  
71,3lm/W

**4000 K**  
neutral white

**infrared**  
sensor 140°

**max. 14 m**

**IP 44**

**180° horizontal**  
**120° vertical**

**180° horizontal**  
**90° vertical**

**2-2000 lux**

**8sec-35min**

**networkable**

**2 m**

**energy saving**

**5 JAHRE**  
functional warranty


To the product film



EAN XLED home 3 white	4007841 029715
EAN XLED home 3 silver	4007841 029739
EAN XLED home 3 black	4007841 029722
Dimensions (HxWxD)	206x234x180 mm
Power supply	230-240 V, 50 Hz
Sensor type	passive infrared
Output	20 W
Max. output	max. 800 W (resistive load)
	max. 4 fluorescent lamps / LED lamps, C ≤ 88 µF
Luminous flux	1426 lm
Efficiency	71.3 lm/W
Colour temperature	4000K / SDCM 5
Colour rendering	Ra ≥ 80
LED life expectancy	50,000 h (L70B10 to LM80)
LED cooling system	HCMC
Floodlight swivelling range	180°
Floodlight tilting range	120°
Angle of coverage	140° with sneak-by guard
Sensor swivelling range	180°
Sensor tilting range	90°
Reach	14 m
Twilight setting	2 - 2,000 lx
Time setting	8 sec - 35 min
IP rating	IP44
Protection class	II
Material	UV-resistant plastic
Temperature range	-20 to +40°C
With lamp	STEINEL LED system



Including STEINEL LED system



HCMC cooling system



UV-resistant plastic



# XLED home3 SL

## Power LED floodlight. Solo or team-player.

330 LEDs for day-bright illumination outside your home. Our most powerful LED floodlight is also available without a sensor – but with the same output. The XLED home 3 SL provides the key to intelligently extending your floodlight system for perfectly illuminating even more space. Needless to say, you can also use the power floodlight on its own. Whichever way: electricity costs are always minimal. Just as heat build-up – thanks to the HCMC cooling system.



**LED**  
30 years  
(Ø 4,5 h/day)

**20w**  
1426lm  
71,3lm/W

4000 K  
neutral white

IP 44

180° horizontal  
120° vertical

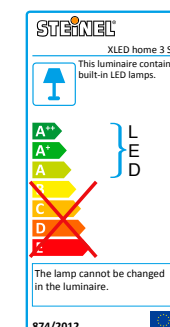
2m

networkable


energy saving

**5 JAHRE GARANTIE**  
functional warranty


EAN XLED home 3 SL white	4007841 029746
EAN XLED home 3 SL silver	4007841 029760
EAN XLED home 3 SL black	4007841 029753
Dimensions (HxWxD)	206x234x180 mm
Power supply	230–240 V, 50 Hz
Output	20 W
Luminous flux	1426 lm
Efficiency	71.3 lm/W
Colour temperature	4000K / SDCM 5
Colour rendering	Ra ≥ 80
LED life expectancy	50,000 h (L70B10 to LM80)
LED cooling system	HCMC
Floodlight swivelling range	180°
Floodlight tilting range	120°
IP rating	IP44
Protection class	II
Material	UV-resistant plastic
Temperature range	-20 to +40°C
With lamp	STEINEL LED system



Including STEINEL LED system



HCMC cooling system



UV-resistant plastic



# XLED home 1

## Top seller.

### Now 25% more light for the same amount of electricity.

The XLED home 1 sensor-switched floodlight with its perfect looks and illumination takes care of your security while using a sensationally low amount of energy. Whether interconnected or used on its own, the powerful floodlight makes your property as bright as day. Because the economical 14.8 W LEDs replace 150 W of halogen light. Benefiting from STEINEL's patented HCMC cooling system, the floodlight gives off hardly any heat which means it can be installed without an issue under roofs and porches.



**LED**  
30 years  
(Ø 4,5 h/day)

**14,8w**  
1020lm  
68,9lm/W

4000 K  
neutral white

infrared  
sensor 140°

max. 14 m

IP 44

180° horizontal  
120° vertical

180° horizontal  
90° vertical

2-2000 lux

8sec-35min

networkable

2 m

energy  
saving

**5 JAHRE**  
functional  
warranty


To the product film




EAN XLED home 1 white	4007841 029654
EAN XLED home 1 silver	4007841 029678
EAN XLED home 1 black	4007841 029661
Dimensions (HxWxD)	175x210x180 mm
Power supply	230-240 V, 50 Hz
Sensor type	passive infrared
Output	14.8 W
Max. output	max. 800 W (resistive load)
	max. 4 fluorescent lamps / LED lamps, C ≤ 88 µF
Luminous flux	1020 lm
Efficiency	68.9 lm/W
Colour temperature	4000K / SDCM 5
Colour rendering	Ra ≥ 80
LED life expectancy	50,000 h (L70B10 to LM80)
LED cooling system	HCMC
Floodlight swivelling range	180°
Floodlight tilting range	120°
Angle of coverage	140° with sneak-by guard
Sensor swivelling range	180°
Sensor tilting range	90°
Reach	14 m
Twilight setting	2-2,000 lx
Time setting	8 sec - 35 min
IP rating	IP44
Protection class	II
Material	UV-resistant plastic
Temperature range	-20 to +40°C
With lamp	STEINEL LED system




Including STEINEL LED system



HCMC cooling system



UV-resistant plastic





# XLED home 1 SL

The ideal team player.

Now 25% more light for the same amount of electricity.

The XLED home 1 SL LED floodlight stays cool. It emits only a fraction of the heat conventional halogen floodlights do which means it can also be installed without an issue under porches. The patented STEINEL HCMC cooling system additionally protects the floodlight from overheating. Whether interconnected or used on its own in conjunction with a sensor, the powerful floodlight makes your property as bright as day; the economical 14.8 W LEDs replace 150 W of halogen light and bathe an area of 150 m<sup>2</sup> in day-bright light. Cool stuff.

**LED**  
30 years  
(Ø 4,5h/day)

**14,8w**  
1020lm  
68,9lm/W

  
4000 K  
neutral white

  
IP 44

  
180° horizontal  
120° vertical

  
networkable

  
energy saving

**5 JAHRE GARANTIE**  
functional warranty

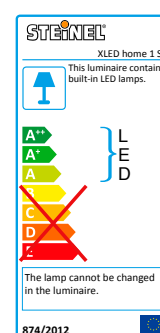
EAN XLED home 1 SL white	4007841 029685
EAN XLED home 1 SL silver	4007841 029708
EAN XLED home 1 SL black	4007841 029692
Dimensions (HxWxD)	175x210x180 mm
Power supply	230-240 V, 50 Hz
Output	14.8 W
Luminous flux	1020 lm
Efficiency	68.9 lm/W
Colour temperature	4000K / SDCM 5
Colour rendering	Ra ≥ 80
LED life expectancy	50,000 h (L70B10 to LM80)
LED cooling system	HCMC
Floodlight swivelling range	180°
Floodlight tilting range	120°
IP rating	IP44
Protection class	II
Material	UV-resistant plastic
Temperature range	-20 to +40°C
With lamp	STEINEL LED system




**LONG LIFE LED**




To the product film



Including STEINEL LED system



HCMC cooling system



UV-resistant plastic



XLED curved

Attractive buildings need attractive floodlights.

The compact and powerful sensor-switched LED floodlight for medium-sized areas.

The XLED curved is ideal for illuminating building entrances and pathways. Yet the practical floodlight does not only satisfy safety and security needs. It can also be used to create modern accent lighting. Both the sensor and the entire outdoor floodlight come in a pleasingly understated, unobtrusive look, clearly leaving centre stage to the lighting in setting off buildings and outdoor areas with masterful proficiency.



LONG LIFE  
LED

LED  
30 years  
(Ø 4,5 h/day)

10,5w  
830lm  
79lm/W

4000 K  
neutral-white

infrared  
sensor 160°

max. 8m

IP 44

2-1000 lux


2 sec-70 min

2m

energy  
saving

3 JAHRE  
functional  
warranty

EAN XLED curved white	4007841 012083
EAN XLED curved anthracite	4007841 012076
Dimensions (HxWxD)	120x160x107 mm
Power supply	230-240 V, 50/60 Hz
Sensor type	passive infrared
Output	10.5 W
Luminous flux	830 lm
Efficiency	79 lm/W
Colour temperature	4000K / SDCM 3
Colour rendering	Ra ≥ 80
LED life expectancy	50,000 h (L70B10 to LM80)
LED cooling system	Active and Passive Thermo Control
Floodlight swivelling range	+/-30°
Angle of coverage	160°
Reach	8 m
Twilight setting	2 - 1,000 lx
Time setting	2 sec - 70 min
IP rating	IP44
Protection class	I
Material	UV-resistant plastic with aluminium heat sink
Temperature range	-20 to +40°C
With lamp	STEINEL LED system

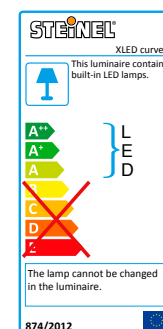


white

anthracite



To the product film



Including STEINEL LED system



Intelligent LED cooling system



UV-resistant plastic



Colour rendering index > 80



# XLED slim

En vogue.

The radiant accessory for your home.

Both floodlight and luminaire: the elegant cross-over solution for the outwardly presented sides of a building. The economical sensor-switched XLED slim floodlight puts the focus on lighting. This stylish lighting solution captivates with its elegant design and automatically provides attractive illumination for building entrances and pathways. The XLED slim makes attractive lighting statements on building facades that not only look good but also ensure that you get home safely thanks to the integrated sensor. An elegant statement of modern, timeless taste.



**LED**  
30 years  
(Ø 4,5h/day)

**10,5w**  
660lm  
62,9lm/W

4000 K  
neutral-white

infrared  
sensor 160°

max. 8m

IP 44

2-1000 lux

2sec-70min

2m

energy  
saving

**3 JAHRE**  
functional  
warranty

EAN XLED slim white	4007841 012069
EAN XLED slim anthracite	4007841 012052
Dimensions (HxWxD)	241x66x201 mm
Power supply	230-240 V, 50/60 Hz
Sensor type	passive infrared
Output	10.5 W
Luminous flux	660 lm
Efficiency	62.9 lm/W
Colour temperature	4000K / SDCM 3
Colour rendering	Ra ≥ 80
LED life expectancy	50,000 h (L70B10 to LM80)
LED cooling system	Active and Passive Thermo Control
Floodlight swivelling range	30° using mounting wedge
Angle of coverage	160°
Reach	8 m
Twilight setting	2 - 1,000 lx
Time setting	2 sec - 70 min
IP rating	IP44
Protection class	I
Material	UV-resistant plastic with aluminium heat sink
Temperature range	-20 to +40°C
With lamp	STEINEL LED system

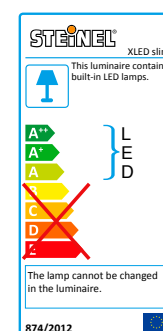


white

anthracite



To the product film



Including STEINEL LED system



Intelligent LED cooling system



UV-resistant plastic



Colour rendering index > 80







"That's the way it should be. A light that turns me on and not the other way round."

## Sensor-Switched Lights for Indoors

Discover intelligent lighting, e.g. for corridors, stairwells, bathrooms, basements or garages.  
STEINEL indoor sensor-switched lights reliably and automatically switch the light 'ON' and 'OFF' again after a preselected time.  
For you, this means a high level of convenience, safety and security as well as energy efficiency from intelligent technology.



FRS20 LED




RS LED M2

RS 16 LED




RS LED M1





RS LED D2





# RS LED M1

## Tasteful design for indoors.

Ideal for indoor use on walls and ceilings: the combination of ambient lighting, good illumination and intelligent technology. The new LED indoor lights with integrated high-frequency sensors provide a light output of 530 lumens and feature the latest lighting technology. With a consumption of just 11 watts, the low energy costs will ensure that the master of the house is bright eyed. With optimum illumination and tasteful ambient lighting. The RS LED M1 comes in two design versions.

**LED**

30 years  
(Ø 4,5 h/day)

**11w**

530lm  
48lm/W



3000K  
warm-white



high frequency  
sensor 360°



Ø 3-8 m



2-2000 lux



5 sec-15 min



energy  
saving

**3 JAHRE**

functional  
warranty

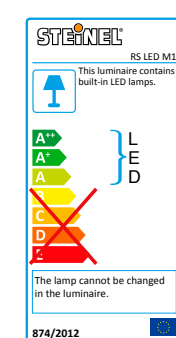
EAN RS LED M1 stainless steel	4007841 033187
EAN RS LED M1 chrome	4007841 033194
Dimensions (HxWxD)	200x200x53 mm
Power supply	220-240V, 50/60 Hz
Sensor type	high frequency
Transmission power	approx. 1 mW
HF system	5.8 GHz
Output	11 W
Luminous flux	530 lm
Efficiency	48 lm/W
Colour temperature	3000K / SDCM 3
Colour rendering	Ra ≥ 80
LED life expectancy	50,000 h (L70B10 to LM80)
LED cooling system	Passive Thermo Control
Angle of coverage	360° with 160° angle of aperture
Detection	if necessary, through glass, wood and stud walls
Reach	max. Ø 3-8 m, continuously variable
Response brightness	2-2,000 lx
Time setting	5 sec - 15 min
IP rating	IP20
Protection class	II
Material	UV-resistant plastic
Temperature range	-10 to 30°C
With lamp	STEINEL LED system



**LONG LIFE  
LED**



To the product film



# RS LED M2

## Make elegant statements.

Even more design options for sophisticated residential environments. LED indoor lights with integrated high-frequency sensor in a material translucent throughout impress with a light output of 560 lumens for optimum illumination and classy ambient light. And the consumption of just 11 watts is also impressive. The RS LED M2 comes in two attractive design versions.

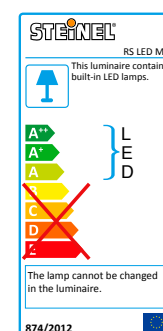


- LED**  
30 years  
(Ø 4,5 h/day)
- 11w**  
560 lm  
51 lm/W
- 3000K  
warm-white
- high frequency  
sensor 360°
- ø 1–6 m
- 2–2000 lux
- 5 sec–15 min
- energy  
saving
- 3 JAHRE**  
functional  
warranty

EAN RS LED M2 chrome	4007841 033217
EAN RS LED M1 silver	4007841 013646
Dimensions (HxWxD)	200x200x67 mm
Power supply	220–240V, 50/60 Hz
Sensor type	high frequency
Transmission power	approx. 1 mW
HF system	5.8 GHz
Output	11 W
Luminous flux	560 lm
Efficiency	51 lm/W
Colour temperature	3000K / SDCM 3
Colour rendering	Ra ≥ 80
LED life expectancy	50,000 h (L70B10 to LM80)
LED cooling system	Passive Thermo Control
Angle of coverage	360° with 160° angle of aperture
Detection	if necessary, through glass, wood and stud walls
Reach	max. Ø 1–6 m, continuously variable
Response brightness	2–2,000 lx
Time setting	5 sec – 15 min
IP rating	IP20
Protection class	II
Material	UV-resistant plastic
Temperature range	-10 to 30°C
With lamp	STEINEL LED system



To the product film



Including STEINEL LED system



LED ambient light



High-quality materials







RS LED D1 · RS LED D2

**It's always been attractive.  
Now it's even brighter.**

Sleek, attractive lines. Opting for the RS LED D1/D2 designer indoor luminaire, you'll be giving your home a real designer highlight with pleasant LED illumination. With its stunning looks and intelligent technology, this light provides the last word in stylish home convenience. Once fitted to the wall or ceiling, the high-frequency sensor switches it 'ON' and 'OFF' in complete silence and all automatically. The light is child's play to install and the function settings on the product are easy to understand too. Your neighbours will be amazed.



**LED**

30 years  
( $\varnothing$  4,5 h/day)

**11w**

600lm  
54.5lm/W



3000K  
warm-white



high frequency  
sensor 360°



$\varnothing$  3-8 m



2-2000 lux



5 sec - 15 min



energy  
saving

**3 JAHRE**

functional  
warranty

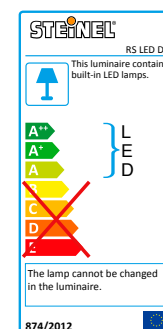
EAN RS LED D1	4007841 007911
EAN RS LED D2	4007841 007928
Dimensions (HxWxD)	300x300x65.5 mm
Power supply	220-240V, 50/60 Hz
Sensor type	high frequency
Transmission power	approx. 1 mW
HF system	5.8 GHz
Output	11 W
Luminous flux	600 lm
Efficiency	54.5 lm/W
Colour temperature	3000K / SDCM 3
Colour rendering	Ra $\geq$ 80
LED life expectancy	50,000 h (L70B10 to LM80)
LED cooling system	Passive Thermo Control
Angle of coverage	360° with 160° angle of aperture
Detection	if necessary, through glass, wood and stud walls
Reach	max. $\varnothing$ 3-8 m, continuously variable
Response brightness	2-2,000 lx
Time setting	5 sec - 15 min
IP rating	IP20
Protection class	II
Material	UV-resistant plastic and plastic diffuser
Temperature range	-10 to 40°C
With lamp	STEINEL LED system



RS LED D1  
chrome-plated  
metal surround



RS LED D2  
brushed stainless steel



Including STEINEL LED system



LED ambient light



High-quality materials



# RS 16 LED

## Evolution of a classic.

Technology leap for one of our most popular and cost efficient sensor-switched indoor lights. The latest LED technology, high-frequency sensor and interconnectability launches the RS 16 LED into a new dimension of convenience. With a light output of 940 lumens and a consumption of just 9,5 W, this luminaire uses up to 90% less electricity. The sleek design is particularly suitable for corridors, hallways or stairwells. The plastic cover provides an atmospheric light diffusion.



**LED**  
30 years  
(Ø 4,5 h/day)

**9,5w**  
max. 940lm  
99lm/W

4000K  
neutral-white

high frequency  
sensor 360°

IP 44

ø 3–8 m

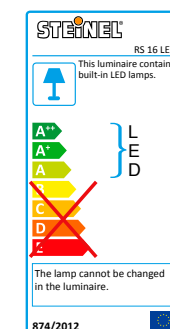
2–2000 lux

5 sec – 15 min

energy  
saving

**3 JAHRE**  
GARANTIE  
functional  
warranty

EAN RS 16 LED PMMA	4007841 008383
EAN RS 16 LED glass	4007841 035105
Dimensions (HxWxD)	Ø 255 x 92 mm
Power supply	220–240 V, 50/60 Hz
Sensor type	high frequency
Transmission power	approx. 1 mW
HF system	5.8 GHz
Output	9.5 W
Luminous flux, PMMA	940 lm
Efficiency, PMMA	99 lm/W
Luminous flux, glass	840 lm
Efficiency, glass	88 lm/W
Colour temperature	4000K / SDCM 3
Colour rendering	Ra ≥ 80
LED life expectancy	50,000 h (L70B10 to LM80)
LED cooling system	Passive Thermo Control
Angle of coverage	360° with 160° angle of aperture
Detection	if necessary through glass, wood and stud walls
Reach	max. Ø 3–8 m, infinitely variable
Response brightness	2–2,000 lx
Time setting	5 sec – 15 min
IP rating	IP44
Protection class	II
Material	UV-resistant plastic
Temperature range	-10 to 40°C
With lamp	STEINEL LED system



Including STEINEL LED system



UV-resistant plastic




# Corridor and Stairwell Light

## FRS 20 LED

**Our talented all-rounder.**

**Slim and versatile.**

In developing the FRS 20 LED service and utility room light, we set ourselves the target of producing a light that reliably does its job in all sorts of different applications. Product perfection for the garage, basement or boiler room. The SensorLight in impact-resistant material works regardless of temperature, reliably detecting any movement without frequency of operation affecting lamp life.



**LED**  
30 years  
(Ø 4,5 h/day)

**12,5w**  
700lm  
56lm/W

high frequency  
sensor 360°

1-5 m

IP54

2-2000 lux

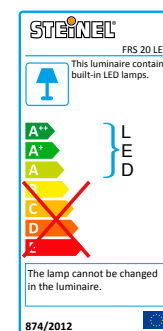
5 sec - 15 min

shockproof  
IK07

energy  
saving

**3 JAHRE**  
GARANTIE  
functional  
warranty

EAN FRS 20 LED	4007841 747619
Dimensions (HxWxD)	195x300x53 mm
Power supply	220-240 V, 50/60 Hz
Sensor type	high frequency
Transmitter power	approx. 1 mW
HF system	5.8 GHz
Output	12.5 W
Additional switching capacity at L:	
(resistive load, e.g. bathroom /WC extractor fan)	max. 200 W
Luminous flux	700 lm
Efficiency	56 lm/W
Colour temperature	3000K / SDCM 3
Colour rendering	Ra ≥ 80
LED life expectancy	50,000 h (L70B10 to LM80)
LED cooling system	Passive Thermo Control
Angle of coverage	360° with 160° angle of aperture
Reach:	max. 1-5 m, continuously variable
Response brightness	2 - 2,000 lx
Time setting	5 sec - 15 min
IP rating	IP54
Protection class	II
Impact resistance	IK07
Material	UV-resistant plastic
Temperature range	-10 to +40°C
With lamp	STEINEL LED system



Including STEINEL LED system



Impact-resistant material rated to IK07



UV-resistant plastic





# TurnMeLight

## Intelligent solution. Intuitive operation.

Whatever we develop: it is always with the aim of finding the most intelligent solution. For our high-end sensor-switched lights in just the same way as for our simpler products. Our new TurnMeLight is the best proof. We asked ourselves what the perfect light needs to be like. Our answer: it should only shine at night, use as little electricity as possible, come in a modern, discreet design and provide pleasant light in an intensity that children can easily change. Using a very easy principle: unplug, turn through 180 degrees, plug back in again, done.



**LED**  
long life LED  
50,000 h

**ON**  
automatic

**OFF**  
automatic

**3000K**  
warm-white

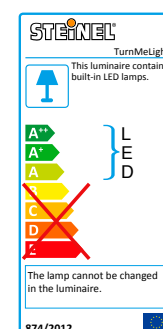
**5 lux**

**3 JAHRE**  
functional  
warranty

EAN TurnMeLight	4007841 006501
Dimensions (h x w x d)	55.4 x 55.4 x 49.4 mm
Power supply	230 V, 50 Hz
Sensor type	photo-cell controller
Output	0.4 W
Colour temperature	3000K/SDCM 5
Colour rendering	Ra ≥ 80
LED life expectancy	50,000 h (L70B10 to LM80)
LED cooling system	Passive Thermo Control
Response brightness	5 lx
IP rating	IP20
Protection class	II
Material	UV-resistant plastic
Temperature range	0 to 40°C
With lamp	STEINEL LED system



To the product film





# RS 100 L

## Practical design. Even illumination.

The RS 100 L sensor-switched indoor light brings pleasant, even light to your home. Its sleek, minimalist design makes it particularly suitable for corridors, hallway or stairwells and the hand-blown glass shade distributes light for illumination that's full of atmosphere. Involving no screws, the glass shade is held in place by a bayonet catch making bulb replacement a breeze. You simply replace the old bulb without the need for tools. By the way, you can mount the light either on the ceiling or on the wall, or do both.



max. 100W

E27



high frequency sensor 360°



Ø 1-8 m



IP 44



2-2000 lux



5 sec - 15 min

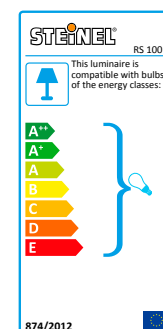


energy saving

3 JAHRE

functional warranty

EAN RS 100 L	4007841 730116
Dimensions (h x w x d)	Ø 310 x 125 mm
Power supply	230 - 240V/50Hz
Sensor type	high frequency
Transmission power	approx. 1mW
HF-system	5.8 GHz
Max. output	100 W / E 27
Additional switching capacity at L:	
(resistive load, e.g. bathroom / WC extractor fan)	800 W max.
Angle of coverage	360° with 160° angle of aperture
Detection	also through glass, wood and stud walls
Reach	Ø 1 - 8 m max., infinitely variable
Response brightness	2 - 2,000 lx
Time setting	5 sec. - 15 min.
IP rating	IP44
Protection class	II
Material	aluminium base and opal glass shade
Complete with lamp	no



Opal glass shade



Long-life aluminium enclosure





# RS 16 L

## Clean lines.

## Full of expression.

With the RS 16 L, you'll be choosing our sensor-controlled gateway model for your home. Its sleek design makes it particularly suitable for corridors, hallway or stairwells and the hand-blown glass shade distributes light for illumination that's full of atmosphere. Involving no screws, the glass shade is held in place by a bayonet catch making bulb replacement a breeze. You simply replace the old bulb without the need for tools. By the way, you can mount the light either on the ceiling or on the wall, or do both.



max. 60W

E27



high frequency sensor 360°



ø 3-8 m



IP 44



2-2000 lux



5 sec - 15 min



energy saving

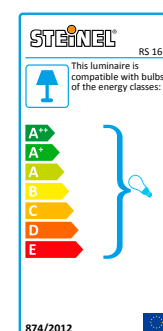
3 JAHRE

functional warranty

EAN RS 16 L	4007841 738013
Dimensions (h x w x d)	Ø 275 x 95 mm
Power supply	230 - 240V/50Hz
Sensor type	high frequency
Transmission power	approx. 1mW
HF-system	5.8 GHz
Max. output	60 W / E 27
Capability of connecting additional loads	yes
Angle of coverage	360° with 160° angle of aperture
Detection	also through glass, wood and stud walls
Reach	Ø 3 - 8 m max., infinitely variable
Response brightness	2 - 2,000 lx
Time setting	5 sec. - 15 min.
IP rating	IP44
Protection class	II
Material	plastic base and opal glass shade
Complete with lamp	no




To the product film



Opal glass shade








# HF360 UP/AP


## Motion detector brimming with technology. Intelligent light switch.

On the way to the washing machine in the utility room, washing basket under arm, phone at ear. Reliably and conveniently, the HF 360 UP automatically switches the light 'ON' and 'OFF' again as soon as you leave the room. The intelligent switch is particularly good for corridors, stairwells, utilities and other service rooms. Using it to replace your conventional switches is as easy as putting icing to a cake.



-  high frequency sensor 360°
-  max. 8m
-  1000w max.
-  2–2000 lux
-  5 sec–30min
-  manual override
-  manual switch ON/OFF
-  energy saving
-  3 JAHRE functional warranty

EAN HF360UP	4007841 751111	
EAN HF360AP	4007841 751210	
Type	motion detector	
Dimensions HF360UP (HxWxD)	81x81x55 mm	
Dimensions HF360AP (HxWxD)	82x74x64 mm	
Power supply	230–240 V, 50 Hz	
3-conductor connection (L, L', N)	Can be connected in parallel	
Sensor type	high frequency	
Output	max. 1,000 W (resistive load)	
	max. 4 fluorescent lamps / LED lamps, C ≤ 88 µF	
Minimum load	20 W	
Angle of coverage	360° with 140° angle of aperture	
Reach	max. 1–8 m, continuously variable	
Reach mechanically adjustable	yes	
Twilight setting	2–2,000 lx	
Time setting	5 sec–30 min	
Manual override	selectable, 4 h	
Light permanently OFF	selectable	
LED indicator	yes, light permanently ON, permanently OFF	
IP rating for HF 360 UP	IP20	
IP rating for HF 360 AP	IP54	
Protection class	II	
Accessories include	faceplate	



360°, 8m max.



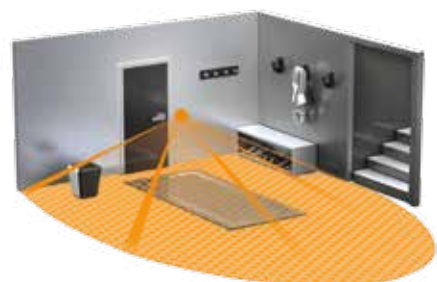

# IR 180 UP/AP

## Hands full? Step into the light.

You come home from the supermarket and are get the shopping out of the car. Arms full, you take it into the pantry. Reliably, conveniently and without the need to touch it, the IR 180 UP automatically switches the light 'ON' and 'OFF' again as soon as you leave the room. The intelligent switch is particularly good for corridors, kitchens, guest WCs and other service rooms. Incidentally, installation couldn't be easier. Using it to replace your conventional switches is as easy as putting icing to a cake.



EAN IR 180UP .....	4007841 750114	
EAN IR 180AP .....	4007841 750213	
Type .....	motion detector	
Dimensions IR 180UP (HxWxD) .....	81x81x58 mm	
Dimensions IR 180AP (HxWxD) .....	82x72x66 mm	
Power supply .....	230-240 V, 50 Hz	
3-conductor connection (L, L, N) .....	Can be connected in parallel	
Sensor type .....	passive infrared	
Output .....	max. 1,000W (resistive load)	
.....	max. 4 fluorescent lamps / LED lamps, C ≤ 88 µF	
Minimum load .....	20 W	
Angle of coverage .....	180° with 90° angle of aperture	
Reach .....	max. 8 m	
Twilight setting .....	2 - 2,000 lx	
Time setting .....	5 sec - 30 min	
Manual override .....	selectable, 4 uur	
Light permanently OFF .....	selectable	
LED indicator .....	yes, light permanently ON, permanently OFF	
IP rating for IR 180UP .....	IP20	
IP rating for IR 180AP .....	IP54	
Protection class .....	II	
Accessories include .....	faceplate	



180°, 8m max.

## Smart Friends.

An alliance for intelligent, interconnected technology in the household - very simple to install.

### Four strong brands combine their expertise.

Thanks to Smart Friends, everybody can equip their home with intelligent technology. The Smart Friends Box is the heart of the system. It is connected to the WiFi router and communicates wirelessly with the individual system components.

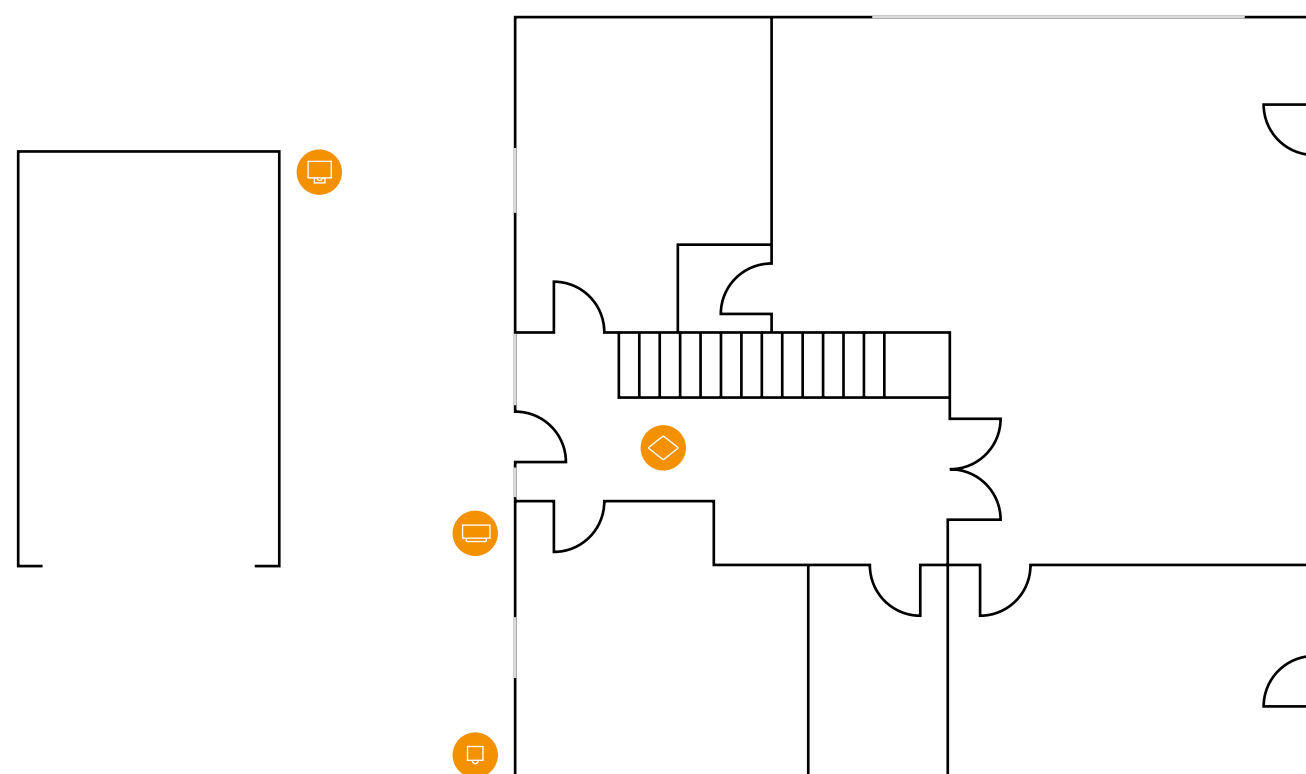
STEINEL sensor-switched lights and floodlights become part of an intuitively operated and extremely secure smart home system thanks to Smart Friends. Through this cooperation with strong brand partners, STEINEL is forging new paths in the control of functions around the home. Alongside STEINEL products, PAULMANN indoor lights, SCHELLENBERG roller-shutter and awning motors as well as ABUS alarm systems can be interconnected and controlled via smartphone or tablet very easily.



## Option 1: Lights and sensors from Steinel.

Ready for Smart Friends! For anybody wanting the option in future of interconnecting sensor-controlled lighting the easy way. In our example, the sensor is located on the outside wall of the home. This detects vehicles or people approaching the front door. The outdoor light next to the front door and the floodlight opposite are switched ON and OFF via a cable connection. The high-frequency indoor light from STEINEL directly behind the front door illuminates the hallway as soon as it is entered. This provides greater safety and adds convenience.

With this option, these STEINEL products are used autonomously and, initially, without a Smart Friends Box.

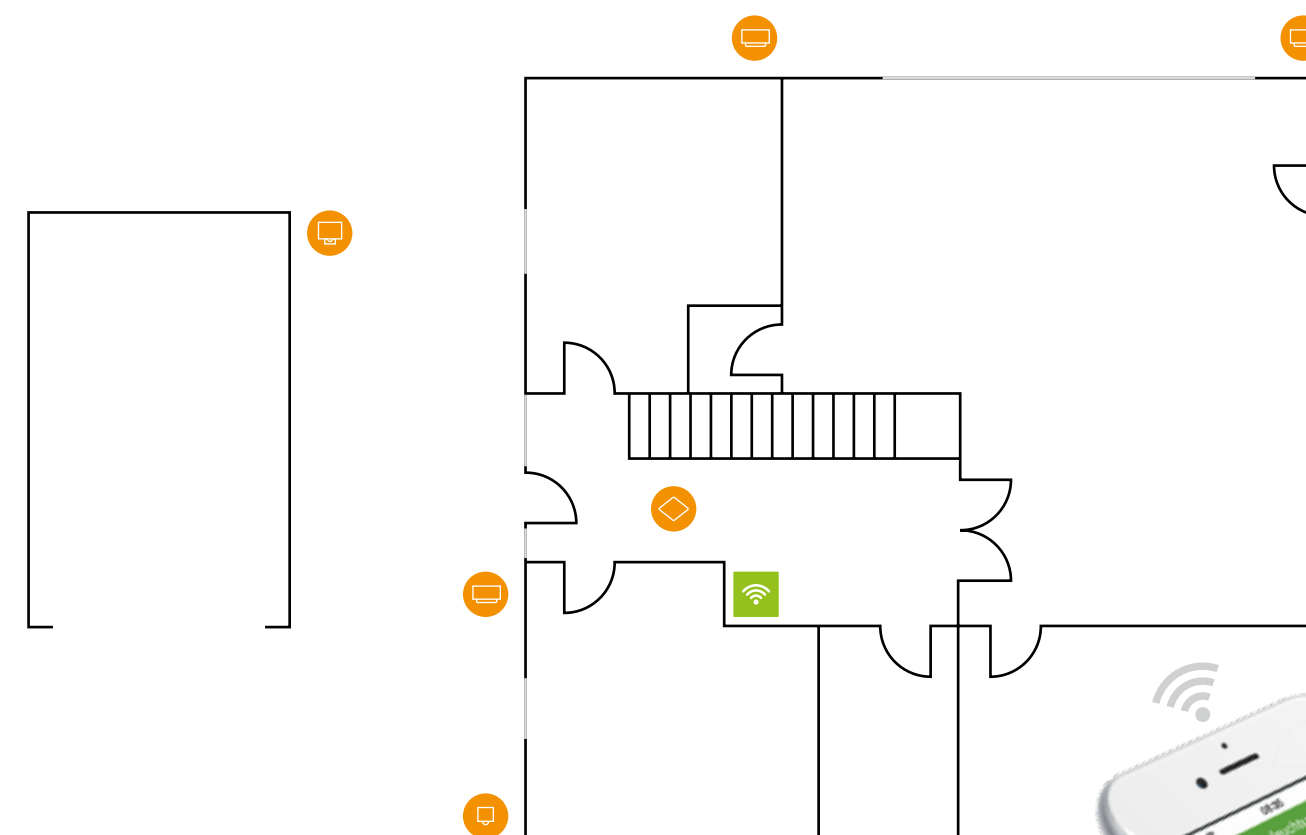


**Sensor-switched lights and sensors**  
Proven STEINEL products equipped with the Smart Friends technology are the perfect components for lighting control and sensor information.



## Option 2: Lighting management in and around the building, from basement to roof.

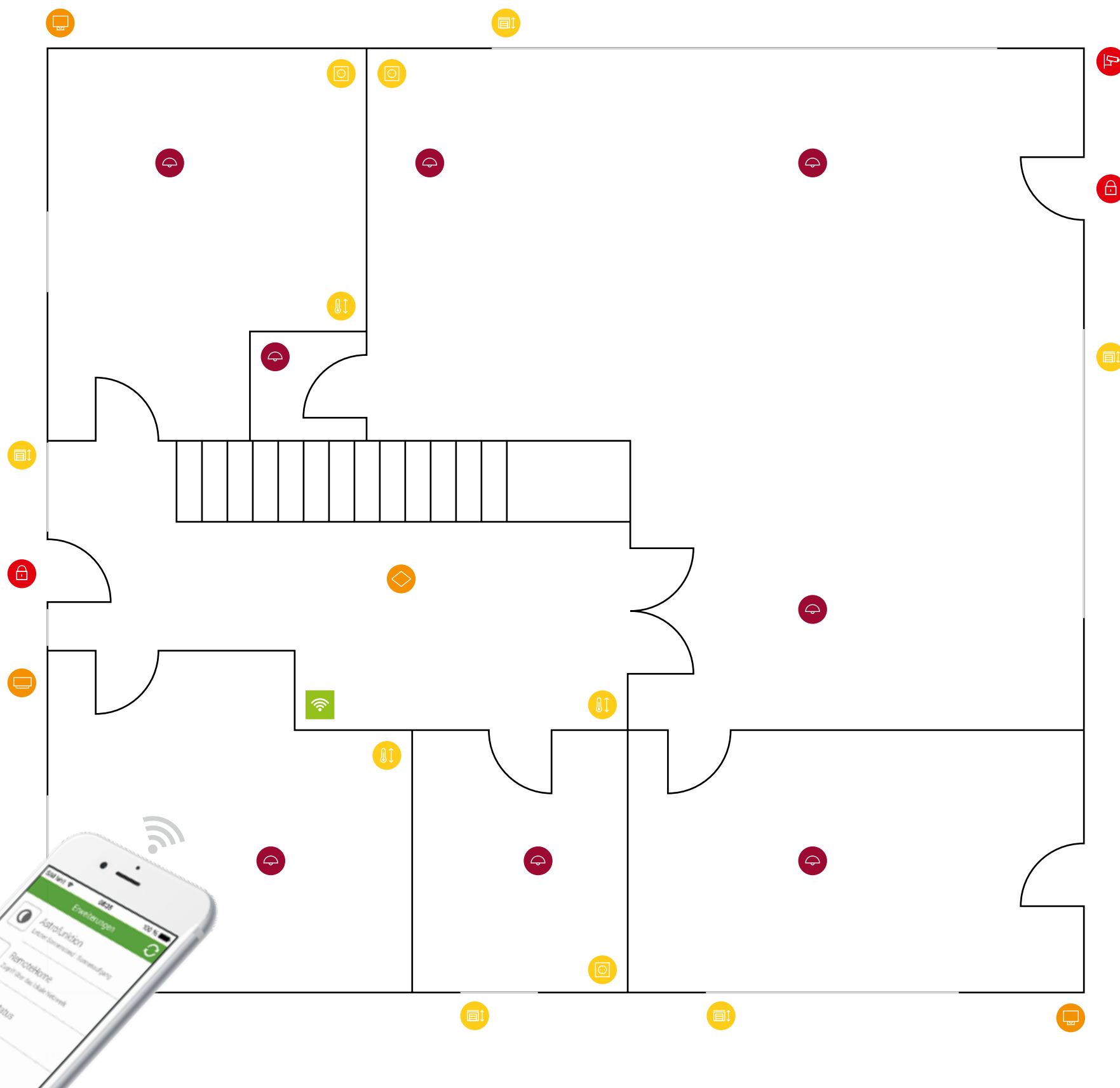
To interconnect the lighting in and around the home intelligently, the STEINEL products are connected wirelessly via the Smart Friends Box. The chosen lighting scenarios can then be controlled from anywhere conveniently and intuitively via tablet or smartphone. The building's lighting management system is now ready to start.



**App control via the Smart Friends box**  
With the Smart Friends app (Android and iOS), standard smartphones and/or tablets can be used as a convenient way of controlling lighting from anywhere in the world.















### Option 3: Automation of the entire home

The expansion potential of the Smart Friends system is impressive. Alongside lighting, Smart Friends partner products can be used for controlling roller shutters, alarm systems, heating thermostats and much more. The system has been developed in such a way that it can be configured simply and safely by any ambitious non-specialist.



#### STEINEL

-  Sensor-switched outdoor lights
-  Motion detectors
-  Sensor-switched floodlights
-  Sensor-switched indoor lights

#### SCHELLENBERG

-  Roller shutter control
-  Awning motors
-  Device control
-  Heating control

#### ABUS

-  Alarm systems
-  Security systems

#### PAULMANN

-  Indoor lights

## Smart Friends. Stars of the STEINEL range with cutting-edge interconnection technology.

STEINEL has opted for the Z-wave wireless standard for its Smart Home products. This means that all STEINEL Smart Home products can also be used without a problem in all other Smart Home systems that use the Z-wave wireless standard.



### Motion detector IS 140-2 Z-Wave



#### Technical specifications

Dimensions (HxWxD): 70x86x95 mm  
 Power supply: 230 – 240 V, 50 Hz  
 Sensor type: passive infrared  
 Suitable for use: indoors and outdoors  
 Mounting: wall  
 Output: max. 2000 W (resistive load), max. 6 fluorescent lamps / LED lamps  $C \leq 132 \mu\text{F}$   
 Detection angle: 140° with sneak-by guard  
 Swivelling range: 180°  
 Tilting range: 90°

Reach: max. 14 m (temperature-stabilised)  
 Twilight setting: 2 – 2,000 lx  
 Time setting\*: 8 sec – 35 min  
 IP rating: IP54  
 Protection class II  
 Accessory: including surface mounting adapter

#### IS 140-2 Z-Wave

EAN white 4007841 029814  
 EAN black 4007841 029807

### Sensor-switched indoor light RS LED D2 Z-Wave



#### Technical specifications

Dimensions (HxWxD): 300x300x65.5 mm  
 Power supply: 220 – 240V, 50 / 60 Hz  
 Sensor type: high frequency  
 Transmission power: approx. 1 mW  
 HF technology: 5.8 GHz  
 Output: 11 W  
 Luminous flux: 600 lm  
 Efficiency: 54.5 lm/W  
 Colour temperature: 3000K / SDCM 3  
 Colour rendering:  $R_a \geq 80$   
 LED life expectancy: 50,000 h (L70B10 to LM80)  
 LED cooling system: Passive Thermo Control  
 Angle of coverage: 360° with 160° angle of aperture

Detection: if necessary, through glass, wood and stud walls  
 Reach: max.  $\varnothing$  3–8m, infinitely variable  
 Response brightness: 2 – 2,000 lx  
 Time setting\*: 5 sec – 15 min  
 IP rating: IP20  
 Protection class: II  
 Material: UV-resistant plastic and plastic diffuser  
 Temperature range: -10 to +40°C

#### RS LED D2 Z-Wave

EAN 4007841 029852

### Sensor-switched outdoor light L 810 LED iHF Z-Wave



#### Technical specifications

Dimensions: (HxWxD) 88x230x145 mm  
 Power supply: 230 – 240V, 50 Hz  
 Sensor type: iHF (intelligent high-frequency technology)  
 Transmission power: approx. 1 mW  
 HF technology: 5.8 GHz  
 Output: 12.5 W  
 Luminous flux: 612 lm  
 Efficiency: 49 lm/W  
 Colour temperature: 3000K / SDCM 3  
 Colour rendering:  $R_a \geq 80$   
 LED life expectancy: 50,000 h (L70B10 to LM80)  
 LED cooling system: Active and Passive Thermo Control

Angle of coverage: 160°  
 Reach: 1 – 5 m  
 Twilight setting: 2 – 2,000 lx  
 Time setting\*: 5 sec – 15 min  
 Basic light level\*: 10%  
 Soft light start: yes  
 Manual override\*: selectable, 4h  
 IP rating: IP44  
 Protection class: II  
 Material: aluminium, UV-resistant plastic  
 Temperature range: -20 to +50°C

#### L 810 LED iHF Z-Wave

EAN 4007841 029869

### Sensor-switched floodlight XLED home 2 Z-Wave



#### Technical specifications

Dimensions: (HxWxD) 194x180x161 mm  
 Power supply: 230 – 240 V, 50 / 60 Hz  
 Sensor type: infrared sensor 180°  
 Output: 14.8 W  
 Luminous flux: 1184 lm  
 Efficiency: 80 lm/W  
 Colour temperature: 4000K  
 Colour rendering:  $R_a \geq 80$   
 LED life expectancy: 50,000 h (L70B10 to LM80)  
 LED cooling system: HCMC (high thermal conductivity magnesium composite)  
 Floodlight swivelling range: 180°  
 Floodlight tilting range: 180°  
 Angle of coverage: 140°  
 Sensor swivelling range: 180°

Sensor tilting range: 90°  
 Reach: max. 14 m  
 Twilight setting: 2 – 2,000 lx  
 Time setting: 8 sec – 35 min  
 IP rating: IP44  
 Protection class: II  
 Material: UV-resistant plastic  
 Temperature range: -20 to +40°C

#### XLED home 2 Z-Wave

EAN white 4007841 029821  
 EAN black 4007841 029845  
 EAN graphite 4007841 033996  
 EAN silver 4007841 029838

### Smart Friends Box (home server)



#### Technical specifications

Dimensions: (HxWxD): 26x140x140 mm  
 Processor: 800 MHz  
 Terminals: 1x Ethernet, 2x USB, network  
 External power supply 5V / 2A, GS tested  
 Connection to WiFi router with 1 m LAN cable (included)  
 Including Z-wave wireless  
 Including Zigbee wireless

Including 868 MHz Schellenberg wireless  
 Integration of ABUS via LAN on the router  
 Energy consumption: 3.5 W  
 Main memory: 256 MB  
 Flash memory: 512 MB  
 Material: plastic

#### Smart Friends Box

EAN white 4007841 029876

\* Standard value of the product. The Smart Friends app can be used for varying the time setting, basic light level and manual override for permanent lighting.

# Sensor Technology at a Glance

1. Motion Detectors for Outdoors . . . . .	18	5. Sensor-Switched Lights for Outdoors . . . . .	62
2. Photo-Cell Controlled Lights for Outdoors . . . . .	40	6. Sensor-Switched Floodlights for Outdoors . . . . .	128
3. Lights with Photo-Cell Controller for Outdoors . . . . .	46	7. Sensor-Switched Lights for Indoors . . . . .	156
4. Solar Lights for Outdoors . . . . .	50	8. Motion Detectors for Indoors . . . . .	182





# Sensor Technology at a Glance

Product	Page	Max. output	Add. switching capacity	Detection zone	Sensor reach	Impact resistance	Lampholder / lamp	Basic light level	Manual override selectable	Soft light start	Mini-sensor
---------	------	-------------	-------------------------	----------------	--------------	-------------------	-------------------	-------------------	----------------------------	------------------	-------------

## Motion Detectors for Outdoors

IS 180-2	22	1,000 W	-	180° with 90° angle of aperture	max. 12 m	-	-	-	-	-	-
IS 140-2	24	1,000 W	-	140° with sneak-by guard	max. 14 m	-	-	-	-	-	-
IS 130-2	26	600 W	-	130° with sneak-by guard	max. 12 m	-	-	-	-	-	-
IS1	28	500 W	-	120°	max. 10 m	-	-	-	-	-	-
IS NM 360	30	1,000 W	-	360° with sneak-by guard	max. 8 m	-	-	-	max. 4 h	-	yes
IS 240 DUO	32	1,000 W	-	240° with 180° angle of aperture	max. 12 m	-	-	-	-	-	-
IS 360-3	34	2,000 W	-	360°	max. 12 m	-	-	-	-	-	-
IS 360-1 DE	36	1,000 W	-	360°	max. 4 m	-	-	-	-	-	-
IS 360 D TRIO	38	1,000 W	-	360° with 180° angle of aperture	max. 12 m	-	-	-	-	-	-

## Photo-Cell Controlled Light for Outdoors

NightMatic 2000	42	1,000 W	-	-	-	-	-	-	-	-	-
NightMatic 3000 Vario	44	1,000 W	-	-	-	-	-	-	-	-	-
LN 1 LED	46	4.5 W	-	-	-	IK07	LED system	-	-	-	-
SensorLight LED	48	6 W / 8.5 W	-	-	-	-	E27	-	-	-	-

## Solar Lights for Outdoors

XSolar L-S	56	1.2 W	-	140°	max. 8 m	-	LED system	yes	-	-	-
XSolar GL-S	58	1.2 W	-	140°	max. 5 m	-	LED system	yes	-	-	-
XSolar LH-N	60	0.03 W	-	-	-	-	LED system	-	-	-	-

## Sensor-Switched Lights for Outdoors

L 800 LED iHF	68	10 W	-	160° with sneak-by guard	max. 1 – 5 m	-	LED system	10%	max. 4 h	yes	-
L 810 LED iHF	70	12.5 W	-	160° with sneak-by guard	max. 1 – 5 m	-	LED system	10%	max. 4 h	yes	-
L 820 LED iHF	72	12.5 W	-	160° with sneak-by guard	max. 1 – 5 m	-	LED system	10%	max. 4 h	yes	-
L 825 LED iHF	74	12 W	-	180° with sneak-by guard	max. 1 – 7 m	-	LED system	10%	max. 4 h	yes	-
L 900 LED	78	7 W	-	180°	max. 12 m	-	LED system	Effect light	max. 4 h	yes	-
L 910 LED	80	11 W	-	180°	max. 12 m	-	LED system	Effect light	max. 4 h	yes	-
L 630 LED	84	8.2 W	-	360° with 90° angle of aperture + sneak-by guard	max. 8 m	IK07	LED system	10%	max. 4 h	yes	yes
L 631 LED	84	8.2 W	-	360° with 90° angle of aperture + sneak-by guard	max. 8 m	IK07	LED system	10%	max. 4 h	yes	yes
L 265 LED	86	8.5 W	-	360° with sneak-by guard	max. 8 m	-	LED lamp	LED corona of light	max. 4 h	-	yes
L 260 LED	88	8.6 W	-	240° with 180° angle of aperture	max. 12 m	-	LED lamp	-	max. 4 h	yes	-
GL 60 LED	92	8.6 W	-	360° with 30° angle of aperture	max. 12 m	-	LED lamp	0–50%	max. 4 h	yes	-
L 220 LED	94	7.5 W	-	180°	max. 10 m	IK07	LED system	-	-	-	-
L 224 LED	94	7.5 W	-	180°	max. 10 m	IK07	LED system	-	-	-	-
L 240 LED	98	7.5 W	-	180°	max. 10 m	IK07	LED system	-	-	-	-
L 244 LED	98	7.5 W	-	180°	max. 10 m	IK07	LED system	-	-	-	-
L 20	102	60 W	-	180°	max. 10 m	IK07	E27	-	-	-	-
L 22	104	60 W	-	180°	max. 10 m	IK07	E27	-	-	-	-
L 12	106	60 W	-	180°	max. 10 m	-	E27	-	-	-	-
L 170 S	108	100 W	-	180° with 90° angle of aperture	max. 12 m	-	E27	0–50%	max. 4 h	yes	-

Product	Page	Max. output	Add. switching capacity	Detection zone	Sensor reach	Impact resistance	Lampholder / lamp	Basic light level	Manual override selectable	Soft light start	Mini-sensor
---------	------	-------------	-------------------------	----------------	--------------	-------------------	-------------------	-------------------	----------------------------	------------------	-------------

## Sensor-Switched Lights for Outdoors

L 560 S	112	60 W	-	140° with sneak-by guard	max. 12 m	-	E27	-	-	-	-
L 115 S	114	60 W	-	240° with 120° angle of aperture	max. 12 m	-	E27	0–50%	max. 4 h	yes	-
L 585 S	116	60 W	-	180° with sneak-by guard	max. 12 m	-	E27	-	-	-	-
L 190 S	118	100 W	-	180° with 90° angle of aperture	max. 12 m	-	E27	0–50%	max. 4 h	yes	-
L 15	120	60 W	-	180°	max. 10 m	-	E27	-	-	-	-
L 1	124	60 W	-	180°	max. 10 m	IK07	E27	-	-	-	-
DL 850 S	126	2×9 W	-	360° with 160° angle of aperture	max. 7 m all round	IK07	2G7	-	-	-	-

## Sensor-Switched Floodlights for Outdoors

XLED home 2 XL	134	20 W	800 W	140° with sneak-by guard	max. 14 m	-	LED system	-	-	-	-
XLED home 2 SL XL	136	20 W	-	-	-	-	LED system	-	-	-	-
XLED home 2	138	14.8 W	800 W	140° with sneak-by guard	max. 14 m	-	LED system	-	-	-	-
XLED home 2 SL	140	14.8 W	-	-	-	-	LED system	-	-	-	-
XLED home 3	144	20 W	800 W	140° with sneak-by guard	max. 14 m	-	LED system	-	-	-	-
XLED home 3 SL	146	20 W	-	-	-	-	LED system	-	-	-	-
XLED home 1	148	14.8 W	800 W	140° with sneak-by guard	max. 14 m	-	LED system	-	-	-	-
XLED home 1 SL	150	14.8 W	-	-	-	-	LED system	-	-	-	-
XLED curved	152	10.5 W	-	160°	max. 8 m	-	LED system	-	-	-	-
XLED slim	154	10.5 W	-	160°	max. 8 m	-	LED system	-	-	-	-

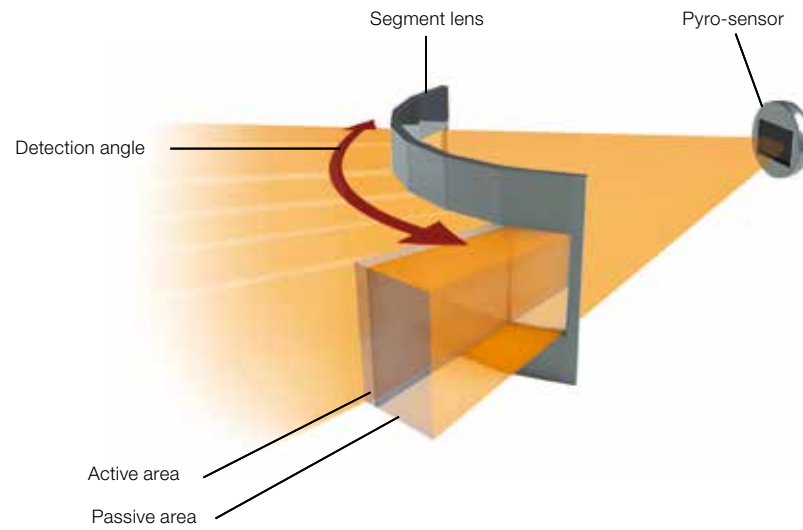
## Sensor-Switched Lights for Indoors

RSLED M1	162	11 W	-	360° with 160° angle of aperture	max. Ø 3 – 8 m	-	LED system	-	-	-	-
RSLED M2	164	11 W	-	360° with 160° angle of aperture	max. Ø 1 – 6 m	-	LED system	-	-	-	-
RS LED D1	168	11 W	-	360° with 160° angle of aperture	max. Ø 3 – 8 m	-	LED system	-	-	-	-
RS LED D2	168	11 W	-	360° with 160° angle of aperture	max. Ø 3 – 8 m	-	LED system	-	-	-	-
RS16 LED	170	9.5 W	-	360° with 160° angle of aperture	max. Ø 3 – 8 m	-	LED system	-	-	-	-
FRS 20 LED	172	12.5 W	200 W	360° with 160° angle of aperture	max. Ø 1 – 5 m	IK07	LED system	-	-	-	-
TurnMeLight	174	0.4 W	-	-	-	-	LED system	-	-	-	-
RS 100 L	178	100 W	800 W	360° with 160° angle of aperture	max. Ø 1 – 8 m	-	E27	-	-	-	-
RS 16 L	180	60 W	-	360° with 160° angle of aperture	max. Ø 3 – 8 m	-	E27	-	-	-	-

## Motion Detectors for Indoors

HF360UP	184	1,000 W	-	360° with 140° angle of aperture	max. 1 – 8 m	-	-	-	max. 4 h	-	-
HF 360AP	184	1,000 W	-	360° with 140° angle of aperture	max. 1 – 8 m	-	-	-	max. 4 h	-	-
IR 180UP	186	1,000 W	-	180° with 90° angle of aperture	max. 8 m	-	-	-	max. 4 h	-	-
IR 180AP	186	1,000 W	-	180° with 90° angle of aperture	max. 8 m	-	-	-	max. 4 h	-	-

## Sensor technology: Infrared (IR)



### Heat radiated from the human body

A person's body heat gives off infrared radiation. Infrared sensor technology uses this radiation to identify movements and respond to them accordingly.

### How does it work:

The heart of infrared sensor technology is what's known as a pyro sensor. This electronic module responds to a change in infrared heat radiated inside its detection zone, i.e. when anyone enters the areas it is watching over. The system converts the resultant surge in voltage into an electronic pulse that activates the light.

## Segment lenses



Fresnel lenses are made up of many single lenses arranged in a circular segment. They have a maximum angle of coverage of 180°. An additional "window" also watches over the area below the main detection zone, making it virtually impossible to creep past underneath the sensors without being detected.



To look at, STEINEL multi-lenses are reminiscent of a house fly's compound eye and watch over every inch of space with their semi-spherical detection zone. STEINEL's multi-lens technology provides the best possible optics for motion detectors with double or triple-sensor system covering angles of 180° to 360°.



The STEINEL mini-sensor is small, unobtrusive and easy to remove. Function programs geared to practical needs can be set from above.

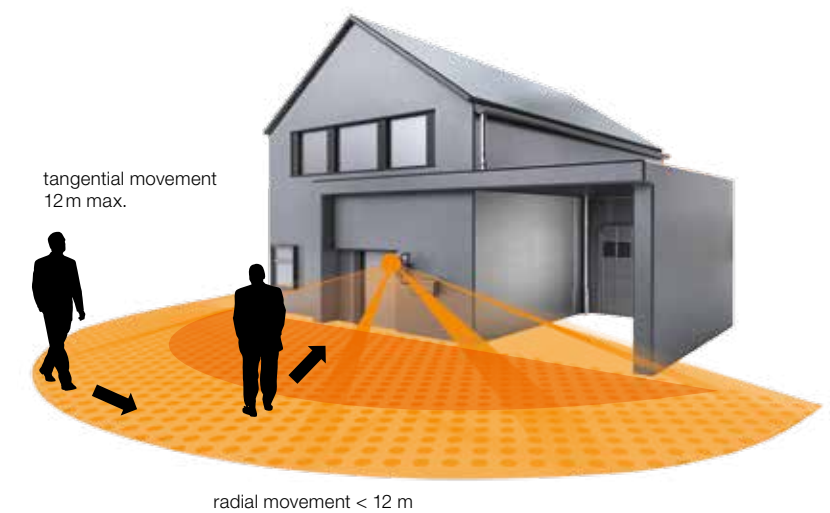


## Application - Indoors and Outdoors



## Reach

**Tangential and radial reach**  
STEINEL infrared sensors come with a reach that is determined by the direction of movement. Average reach is approx. 12 m for tangential movements (parallel to the sensor). This is shorter for radial movements (towards the sensor).



## Basic settings



### Adjustment range

STEINEL sensors with a coverage angle of less than 360° are equipped with lenses that can be tilted and turned for exact adjustment to the situation at the point of installation.



### Twilight setting

A control dial can be used for infinitely varying brightness threshold from 2 lux (night) to 2000 lux (day). This prevents light from coming 'ON' unnecessarily during the day.



### Shrouds

All sensors come with shrouds that can be cut to size for limiting detection zones in any chosen way (e.g. next to neighbouring property / roads).

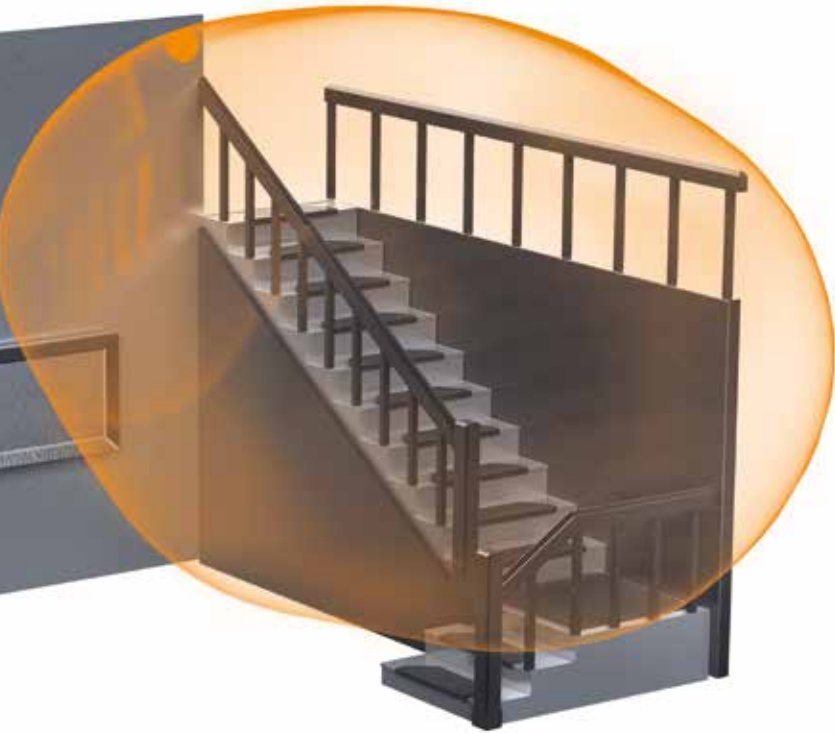


### Time setting

Adjustable to any period from 5 seconds to 15 minutes to suit specific needs. After detecting movement, the light stays 'ON' for the period selected.

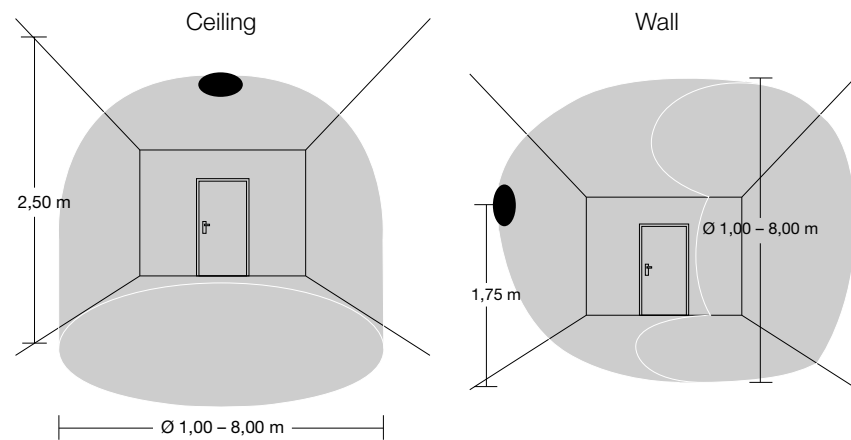
## Sensor technology: High-frequency (HF)

The high-tech sensors emit signals at a frequency of 5.8 GHz (one thousandth of a mobile phone's) that can even pass through glass and stud walls completely unhindered. These signals echo off the surroundings and return to the sensor. If a movement in the detection zone changes the echo pattern, the sensor responds and switches the light 'ON' in fractions of a second.



STEINEL high-frequency sensors detect movements irrespectively of body temperature and direction of movement. They provide complete coverage and switch light 'ON' instantly. Integrated into the light to leave them invisible from the outside, lights can be created in particularly attractive designs, especially for indoors.

STEINEL high-frequency sensor-switched lights detect even the tiniest movement through 360° and at a distance of up to 8 m. The reach setting can be infinitely varied and reduced down to 1 m. So that light only comes 'ON' when it's needed, the ambient light-level setting can also be infinitely varied at which you want the SensorLight to be activated. While it's still light, at dusk or when it gets dark. The light switches 'OFF' automatically after any selectable period (e.g. 5 sec. - 15 min.).



## Application - Indoors



## Sensor Technology: Intelligent high-frequency technology (iHF) now for the first time in outdoors lights too

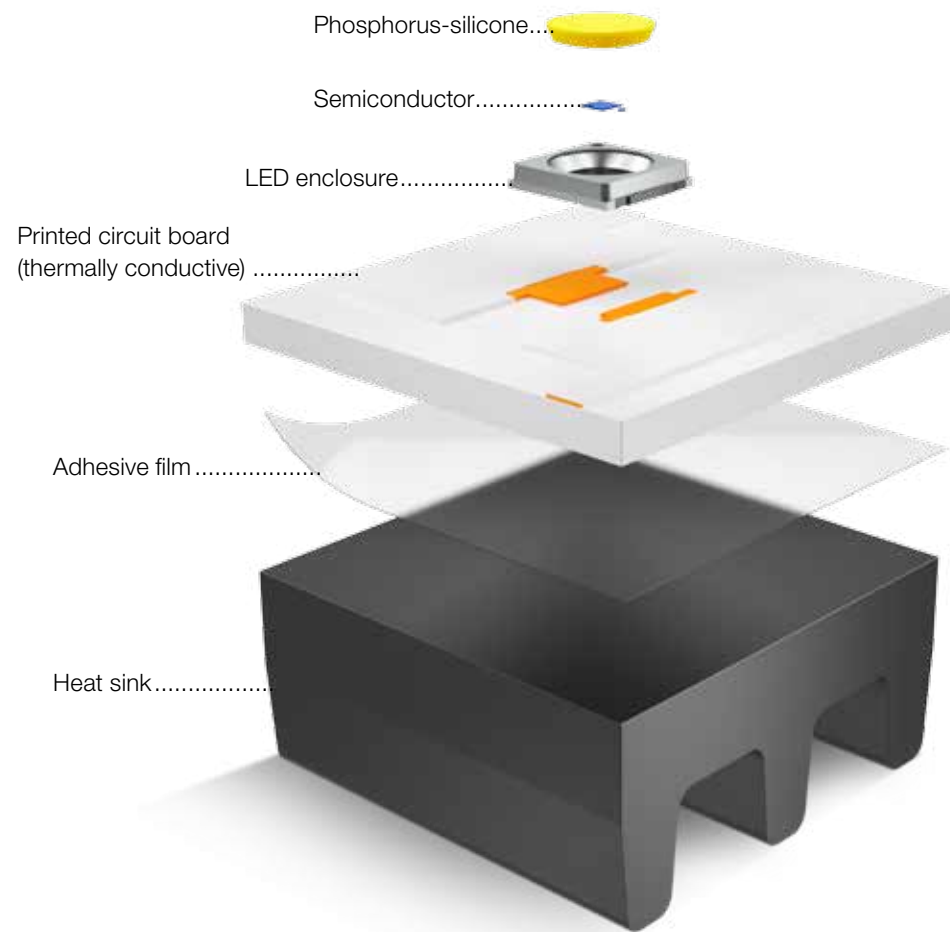
The iHF range impresses with a world first. For the first time, it has been possible to make the sensor in outdoor lights completely invisible. High-frequency sensor technology ensures that persons are detected with perfect precision.



For the first time ever, disturbances such as wind, leaves, rain, snow and the like are now masked out. That's a world first!



## LED – the light of the future



**Maximise savings. No need to change a bulb ever again.**  
This is where economics and ecology go hand in hand.

### Brighter

LEDs are far brighter than other lamps - and use less energy.

### Cooler

STEINEL has developed a unique cooling system to protect LEDs from overheating. This means they can reach a genuine life expectancy of 30 years and more.

### Smarter

STEINEL's precision sensor technology makes sure that light is only switched on when it's actually needed. Combined with cutting-edge LED lighting, this reduces energy consumption by as much as 90%.

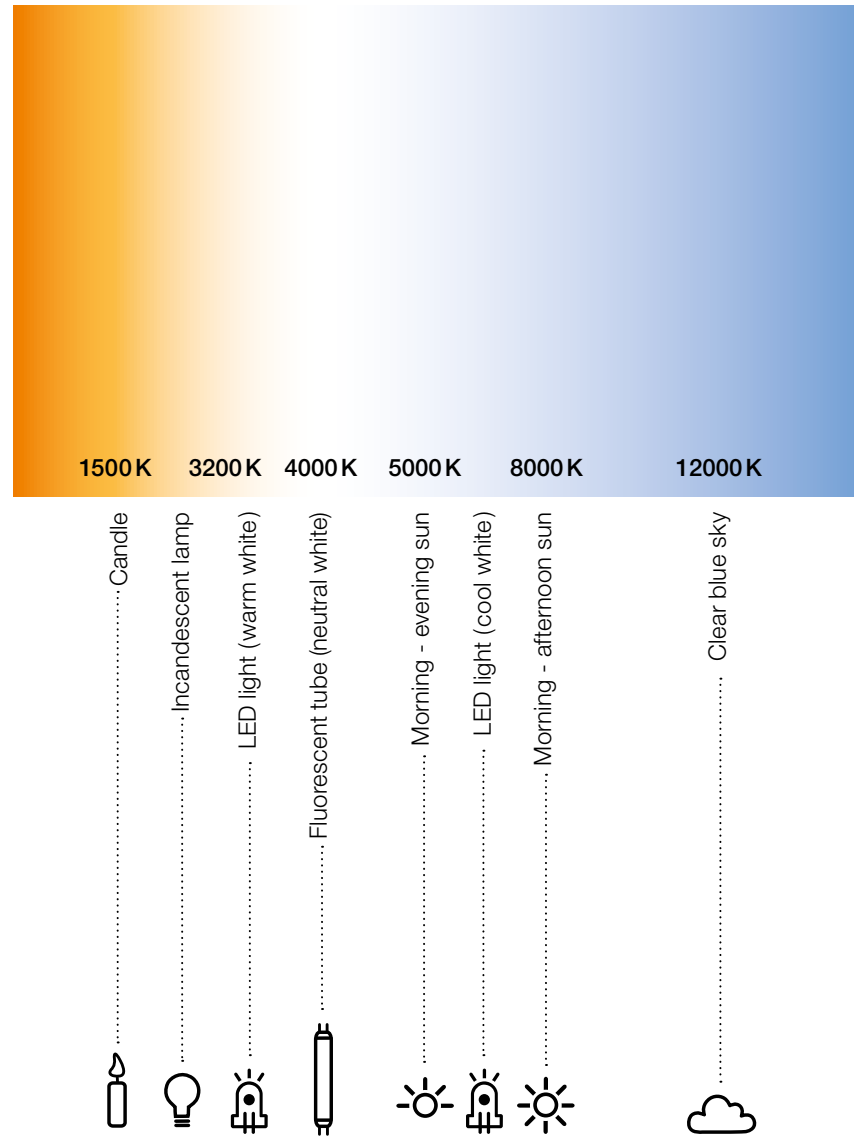


# All about Lighting

**Bright minds choose the right lamp once they are familiar with a few lighting terms.**

**Colour temperature:** the colour temperature, or also light colour, is expressed in kelvin (K) and denotes whether white light is warm and yellowy or cool and bluish. Warm-white light is like late daylight, it looks welcoming and relaxing. Neutral white light has an activating effect, daylight white improves concentration. Colour temperatures up to 3500K are referred to as being warm white, from 3500K as being neutral white and from 5400K as being cool white.

Colour temperature in kelvin



## Electrical output in watts (W) and lumens (lm)

**Lumen:** (lm) is the unit of luminous flux, being the total amount of light given off by a lamp radiating in all directions. Lumens show what brightness to expect far more clearly than wattage (W).

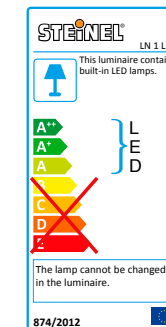
### Comparison watts (W) with lumens (lm)

Incandescent lamp	24 W	40 W	60 W	75 W		
Halogen lamp	18 W	28 W	42 W	53 W		
Lumen (lm) = brightness	150 lm	300 lm	450 lm	600 lm	750 lm	900 lm
Low-energy lamp	6-7 W	8-9 W	13-14 W	15-18 W		
LED	2 W	4 W	6 W	8 W		

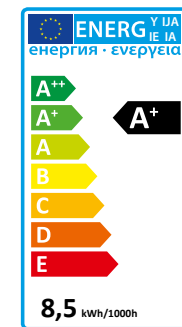
Values without light shade or diffuser

**Energy-efficiency class:** Energy efficiency is calculated from light output (luminous flux, measured in lumens) for power consumed in watts. A denotes a very high, G a very low level of energy efficiency.

You will find the energy label for downloading at [www.steinel.de/energieeffizienzklassen](http://www.steinel.de/energieeffizienzklassen)



Example of lights



Example of lamps

## Meaning of Symbols.

The key features of our products are indicated in the form of symbols. These are shown on catalog and web product pages as well as on packaging.

### Sensor system



#### Detection zone

Indicates the angle at which the sensor detects movements.



#### Reach

Maximum distance at which it is possible to detect movements traversing the sensor.



#### Photo-cell controller

Automatically switches light 'ON' at night and 'OFF' again in the morning.

### Installation



#### Mounting height

Observing the ideal installation height guarantees optimum sensor operation.



#### Indoors / outdoors

Light / sensor suitable for use indoors or outdoors.



#### Corner wall mount

Including corner bracket for attaching to building corners.

### Operation



#### Floodlight turns

Indicates the floodlight's swivelling range.



#### Sensor swivel options

Indicates the sensor's swivel adjustment range.



#### Twilight setting

The sensor is activated when ambient light falls below the selected light level threshold.



#### Time setting

Selectable time for which the light stays 'ON' after detecting a movement.



#### Manually operated

Light / load can be switched to stay on and off directly on the sensor for up to 4 hours.



#### Interconnectable

Optimum adjustment to situation by interconnecting several lights / sensors by hard wire.

### Light / LED

## 100w

#### Output

For lights: the max. output of the lamp. For sensors: max. resistive switching load.

## LED

#### LED lighting system

This light is equipped with a STEINEL LED lighting system.



#### Colour temperature

Unit: kelvin. Shows whether light is warm white (yellowy) or neutral white (bluish).



#### Uplight/downlight

Light shines up and down or down only.



#### Manual override (permanent light)

Can be operated from a connected light switch. Maximum 4 hours.



#### Soft light start

The innovative soft light start elegantly and gently turns the lamp up to or down from 100% output.

### Material

## IP44

#### Weatherproof

Splashproof. Suitable for outdoor use.

## IP44

#### Suitable for rooms exposed to moisture

For use in bathrooms, laundry rooms, swimming pools.

## IP54

#### Dust-proof and splash-proof

No harmful dust deposits. Splash-proof in all directions.

## IP65

#### Dust-proof and impervious to water spray

Completely dust-proof. Protection against moderately powerful water jets.



#### Impact resistance

The European standard for enclosures states the IK protection rating for impact resistance. IK07 equates to 2 joules (500 g from 40 cm).

### Quality promise

## 3 JAHRE GARANTIE

#### Functional warranty

Valid from the date of purchase. No quibbles.



#### In-house development

All STEINEL products are developed in Germany or Switzerland and made in Europe.



#### Energy-saving

Light only when it's really needed.





#### STEINEL Brand

- STEINEL has been specialising in sensor technology for 30 years
- German engineering
- Produced in Europe



#### STEINEL Warranty

Everything we sell is not only developed in-house, but made by us too. And only in Europe.

We also check every STEINEL product for perfect working order before it leaves the factory. This way, we can guarantee the origin, perfect quality and long life of every product we deliver. With this in mind, we send out a signal that's seen nowhere else in the industry: a 3-year functional warranty on all products from STEINEL.



#### Certified Quality

For us, it goes without saying that all products from STEINEL comply with European safety standards. Despite involving a huge effort and not always easy from a technical point of view, we are never deterred. Because it is all worth it.

So you get certified quality – every step of the way.



Needless to say, our management system holds certification under Quality Standard DIN EN ISO 9001 and Environmental Management Systems Standard DIN EN ISO 14001



#### STEINEL Customer Service

- Phone: +49 (0) 5245 / 448 188
- WhatsApp: +49 160 9395 76 71
- E-mail: [service@steinel.de](mailto:service@steinel.de)
- Monday-Thursday 8 a.m. - 4.45 p.m.  
Friday 8 a.m. - 3.30 p.m.



[www.steinel.de](http://www.steinel.de)

- Product overview
- Operating instructions available to download
- Product videos



#### STEINEL Replacement Parts Service

- Availability guarantee for genuine STEINEL parts
- Can be purchased directly from STEINEL customer service



#### STEINEL Academy

- Our own Training Centre in Herzebrock is available to you and your customers
- Phone: +49 (0)5245 448 0
- E-mail: [academy@steinel.de](mailto:academy@steinel.de)



#### STEINEL near you

- Our own field staff are your direct contacts
- Individually tailored POS modules boost awareness and sales.

Simply Consumer-Friendly.  
Our Packaging.



**A powerful brand powerfully packaged.**

The new STEINEL product boxes get straight to the point, both informatively and emotionally. Consumers see the light the moment they set eyes on a product: The front of the packaging presents the product and purchase-clinching features in a modern, eye-catching look. Images illustrating usage on the side panels and surface give the particular STEINEL product an authentic feel of what it's like to own and use it. The rear panel shows the main technical attributes in the form of self-explanatory pictograms and 3D illustrations. In short: In their new packagings, STEINEL products speak for themselves. Doing so in 26 languages.



From Germany right across the globe – STEINEL is at home in the world. We speak to our mutual customers in 26 languages.





**STEINEL brand displays with cleverly designed shelf presentation systems make consumers see the light and get things moving.**

High-quality sample presentations and a wealth of sales boosting details are the marks that identify the new brand appearance.



Intelligent lighting effectively displayed.



The new XLED home 2 on 1 x 1.25m



Indoor and outdoor lights including overhead sample products on 5 x 1.25 m



### Enlightenment at first glance. Shelf display for STEINEL sensor-switched lights and motion detectors for outdoors.

Everything in view and ready to hand. The sample display invites consumers to take a look and stand in amazement. This makes prospective purchasers quite literally "grasp" first-class product quality.

### Using selected product groups to address the emotions provides valuable inspiration.

Collating individual product groups to create well-structured, theme-based placements with images that speak to the emotions grabs attention and generates impulsive buying.

## STEINEL secondary placements.



60x40x197 cm



## Slim-line, flexible, sales-boosting.

A practical pallet system for any situation – ideal for product launches, sales promotions or selling off surplus stock. With the easy-fit top-mounted labels, these pallets can be individualised to suit any occasion in no time at all. Nothing is lost of the consistent and aesthetically pleasing look of STEINEL brand displays.



# From the EAN (barcode) to the product



L 825 LED iHF



XLED home 2 XL
























RS LED M2

EAN	Product	Page	EAN	Product	Page
EAN 4007841 005535	L 585 S black	117	EAN 4007841 033217	RS LED M2 chrome	165
EAN 4007841 005917	L 585 S white	117	EAN 4007841 033224	L 224 LED anthracite	95
EAN 4007841 006501	TurnMeLight	175	EAN 4007841 033231	L 224 LED stainless steel	95
EAN 4007841 006525	IS360-3 black	35	EAN 4007841 033248	L 244 LED anthracite	99
EAN 4007841 006532	IS360-3 white	35	EAN 4007841 033255	L 244 LED stainless steel	99
EAN 4007841 007140	XSolar LH-N stainless steel	61	EAN 4007841 033996	XLED home2 Z-Wave graphite	139
EAN 4007841 007164	L825 LED iHF downlight anthracite	75	EAN 4007841 034917	IS360-1 DE stainless steel	37
EAN 4007841 007171	L825 LED iHF downlight silver	75	EAN 4007841 035105	RS 16 LED glass shade	171
EAN 4007841 007874	L260 LED	89	EAN 4007841 550318	NightMatic 2000 black	43
EAN 4007841 007881	GL60 LED	93	EAN 4007841 550417	NightMatic 2000 white	43
EAN 4007841 007898	L 265 LED	87	EAN 4007841 550516	NightMatic 3000 Vario black	45
EAN 4007841 007911	RS LED D1	169	EAN 4007841 550615	NightMatic 3000 Vario white	45
EAN 4007841 007928	RS LED D2	169	EAN 4007841 566814	L 20	103
EAN 4007841 008215	Sensor-switched light LED 8.5W	49	EAN 4007841 576202	L 910 LED anthracite	81
EAN 4007841 008383	RS 16 LED	171	EAN 4007841 576219	L 910 LED silver	81
EAN 4007841 009816	L 22	105	EAN 4007841 576301	L 900 LED anthracite	79
EAN 4007841 009847	L810 LED iHF uplight/downlight anthracite	71	EAN 4007841 576318	L 900 LED silver	79
EAN 4007841 010454	L220 LED stainless steel	95	EAN 4007841 600310	IS 1 white	29
EAN 4007841 010461	L240 LED stainless steel	99	EAN 4007841 600419	IS 1 black	29
EAN 4007841 012052	XLED slim anthracite	155	EAN 4007841 602512	IS360D TRIO black	39
EAN 4007841 012069	XLED slim white	155	EAN 4007841 602611	IS360D TRIO white	39
EAN 4007841 012076	XLED curved anthracite	153	EAN 4007841 602710	IS240 DUO black	33
EAN 4007841 012083	XLED curved white	153	EAN 4007841 602819	IS240 DUO white	33
EAN 4007841 013615	Sensor-switched light LED 6 W	49	EAN 4007841 603113	IS 180-2 black	23
EAN 4007841 013646	RS LED M1, silver	165	EAN 4007841 603212	IS 180-2 white	23
EAN 4007841 020378	L 630 LED anthracite	85	EAN 4007841 603618	IS 180-2 silver	23
EAN 4007841 020385	L 630 LED silver	85	EAN 4007841 608811	IS 140-2 black	25
EAN 4007841 020392	L 631 LED anthracite	85	EAN 4007841 608910	IS 140-2 white	25
EAN 4007841 020408	L 631 LED silver	85	EAN 4007841 609214	IS NM 360 black	31
EAN 4007841 029654	XLED home 1 white	149	EAN 4007841 609313	IS NM 360 white	31
EAN 4007841 029661	XLED home 1 black	149	EAN 4007841 617813	L 15 black	121
EAN 4007841 029678	XLED home 1 silver	149	EAN 4007841 617912	L 15 white	121
EAN 4007841 029685	XLED home 1 SL white	151	EAN 4007841 634216	L 560 S black	113
EAN 4007841 029692	XLED home 1 SL black	151	EAN 4007841 634315	L 560 S white	113
EAN 4007841 029708	XLED home 1 SL silver	151	EAN 4007841 644413	L 190 S black	119
EAN 4007841 029715	XLED home3 white	145	EAN 4007841 644512	L 190 S white	119
EAN 4007841 029722	XLED home3 black	145	EAN 4007841 645311	L 170 S	109
EAN 4007841 029739	XLED home3 silver	145	EAN 4007841 649715	LN1 LED	47
EAN 4007841 029746	XLED home3 SL white	147	EAN 4007841 650513	L 1 white	125
EAN 4007841 029753	XLED home3 SL black	147	EAN 4007841 650612	L 1 black	125
EAN 4007841 029760	XLED home3 SL silver	147	EAN 4007841 657413	L 115 S white	115
EAN 4007841 029821	XLED home2 Z-Wave white	139	EAN 4007841 657512	L 115 S silver	115
EAN 4007841 029838	XLED home2 Z-Wave silver	139	EAN 4007841 657918	L 12	107
EAN 4007841 029845	XLED home2 Z-Wave black	139	EAN 4007841 660116	IS 130-2 silver	27
EAN 4007841 030049	XLED home2 XL black	135	EAN 4007841 660215	IS 130-2 black	27
EAN 4007841 030056	XLED home2 XL graphite	135	EAN 4007841 660314	IS 130-2 white	27
EAN 4007841 030063	XLED home2 XL silver	135	EAN 4007841 671006	XSolar L-S white	57
EAN 4007841 030070	XLED home2 XL white	135	EAN 4007841 671013	XSolar L-S silver	57
EAN 4007841 030087	XLED home2 XL SL silver	137	EAN 4007841 671204	XSolar GL-S white	59
EAN 4007841 030094	XLED home2 XL SL graphite	137	EAN 4007841 671211	XSolar GL-S silver	59
EAN 4007841 032807	XLED home2 XL SL black	137	EAN 4007841 671310	L810 LED iHF uplight/downlight silver	71
EAN 4007841 032814	XLED home2 XL SL white	137	EAN 4007841 671327	L 820 LED iHF uplight/downlight house number	73
EAN 4007841 032845	IS360-1 DE white	37	EAN 4007841 671419	L800 LED iHF downlight	69
EAN 4007841 032852	IS360-1 DE black	37	EAN 4007841 730116	RS 100L	179
EAN 4007841 033057	XLED home2 silver	139	EAN 4007841 738013	RS 16 L	181
EAN 4007841 033064	XLED home2 graphite	139	EAN 4007841 747619	FRS 20 LED	173
EAN 4007841 033071	XLED home2 black	139	EAN 4007841 750114	IR 180 concealed	187
EAN 4007841 033088	XLED home2 white	139	EAN 4007841 750213	IR 180 surface-mounted	187
EAN 4007841 033095	XLED home2 SL graphite	141	EAN 4007841 751111	HF360 concealed	185
EAN 4007841 033101	XLED home2 SL silver	141	EAN 4007841 751210	HF360 surface-mounted	185
EAN 4007841 033118	XLED home2 SL black	141	EAN 4007841 760113	DL850S	127
EAN 4007841 033125	XLED home2 SL white	141			
EAN 4007841 033187	RS LED M1 stainless steel	163			
EAN 4007841 033194	RS LED M1 chrome	163			










# EAN (barcode) Overview






## Motion Detectors for Outdoors

IS 180-2 white  4 007841 603212	IS 180-2 silver  4 007841 603618	IS 180-2 black  4 007841 603113	IS 140-2 white  4 007841 608910
IS 140-2 black  4 007841 608811	IS 130-2 white  4 007841 660314	IS 130-2 silver  4 007841 660116	IS 130-2 black  4 007841 660215
IS1 white  4 007841 600310	IS1 black  4 007841 600419	ISNM 360 white  4 007841 609313	ISNM 360 black  4 007841 609214
IS 240 DUO white  4 007841 602819	IS 240 DUO black  4 007841 602710	IS 360-3 white  4 007841 006532	IS 360-3 black  4 007841 006525
IS360-1 DE white  4 007841 032845	IS360-1 DE black  4 007841 032852	IS360-1 DE stainless steel  4 007841 034917	IS 360 D TRIO white  4 007841 602611
IS 360 D TRIO black  4 007841 602512			

## Photo-Cell Controlled Light for Outdoors

NightMatic 2000 white  4 007841 550417	NightMatic 2000 black  4 007841 550318	NightMatic 3000 Vario white  4 007841 550615	NightMatic 3000 Vario black  4 007841 550516
LN 1 LED  4 007841 649715	SensorLight LED 6W  4 007841 013615	SensorLight LED 8.5W  4 007841 008215	

## Solar Lights for Outdoors

XSolar L-S white  4 007841 671006	XSolar L-S silver  4 007841 671013	XSolar GL-S white  4 007841 671204	XSolar GL-S silver  4 007841 671211
XSolar LH-N stainless steel  4 007841 007140			

## Sensor-Switched Lights for Outdoors

L 800 LED iHF  4 007841 671419	L 810 LED iHF silver  4 007841 671310	L 810 LED iHF anthracite  4 007841 009847	L 820 LED iHF  4 007841 671327
L 825 LED iHF silver  4 007841 007171	L 825 LED iHF anthracite  4 007841 007164	L 900 LED silver  4 007841 576318	L 900 LED anthracite  4 007841 576301
L 910 LED silver  4 007841 576219	L 910 LED anthracite  4 007841 576202	L 630 LED silver  4 007841 020385	L 630 LED anthracite  4 007841 020378
L 631 LED silver  4 007841 020408	L 631 LED anthracite  4 007841 020392	L 265 LED  4 007841 007898	L 260 LED  4 007841 007874
GL 60 LED  4 007841 007881	L 220 LED stainless steel  4 007841 010454	L 224 LED stainless steel  4 007841 033231	L 224 LED anthracite  4 007841 033224
L 240 LED stainless steel  4 007841 010461	L 244 LED stainless steel  4 007841 033255	L 244 LED anthracite  4 007841 033248	L 20  4 007841 566814

# EAN (barcode) Overview

## Sensor-Switched Lights for Outdoors

L 22	L 12	L 170 S	L 560 S	L 560 S white
				
4 007841 009816	4 007841 657918	4 007841 645311	4 007841 634315	4 007841 634315
L 560 S black	L 115 S white	L 115 S silver	L 585 S white	
				
4 007841 634216	4 007841 657413	4 007841 657512	4 007841 005917	
L 585 S black	L 190 S white	L 190 S black	L 15 white	
				
4 007841 005535	4 007841 644512	4 007841 644413	4 007841 617912	
L 15 black	L 1 white	L 1 black	DL850S	
				
4 007841 617813	4 007841 650513	4 007841 650612	4 007841 760113	













## Sensor-Switched Floodlights for Outdoors

XLED home 3 white	XLED home 3 silver	XLED home 3 black	XLED home 3 SL white
			
4 007841 029715	4 007841 029739	4 007841 029722	4 007841 029746
XLED home 3 SL silver	XLED home 3 SL black	XLED home 1 white	XLED home 1 silver
			
4 007841 029760	4 007841 029753	4 007841 029654	4 007841 029678
XLED home 1 black	XLED home 1 SL white	XLED home 1 SL silver	XLED home 1 SL black
			
4 007841 029661	4 007841 029685	4 007841 029708	4 007841 029692
XLED curved white	XLED curved anthracite	XLED slim white	XLED slim anthracite
			
4 007841 012083	4 007841 012076	4 007841 012069	4 007841 012052

## Sensor-Switched Floodlights for Outdoors

XLED home 2 XL white	XLED home 2 XL black	XLED home 2 XL graphite	XLED home 2 XL silver
			
4 007841 030070	4 007841 030049	4 007841 030056	4 007841 030063
XLED home 2 XL SL white	XLED home 2 XL SL black	XLED home 2 XL SL graphite	XLED home 2 XL SL silver
			
4 007841 032814	4 007841 032807	4 007841 030094	4 007841 030087
XLED home 2 white	XLED home 2 black	XLED home 2 graphite	XLED home 2 silver
			
4 007841 033088	4 007841 033071	4 007841 033064	4 007841 033057
XLED home 2 SL white	XLED home 2 SL black	XLED home 2 SL graphite	XLED home 2 SL silver
			
4 007841 033125	4 007841 033118	4 007841 033095	4 007841 033101

## Sensor-Switched Lights for Indoors

RS LED M1 stainless steel	RS LED M1 chrome	RS LED M2 chrome	RS LED M2 silver
			
4 007841 033187	4 007841 033194	4 007841 033217	4 007841 013646
RS LED D1	RS LED D2	RS 16 LED	RS 16 LED glass shade
			
4 007841 007911	4 007841 007928	4 007841 008383	4 007841 035105
FRS 20 LED	TurnMeLight	RS 100 L	RS 16 L
			
4 007841 747619	4 007841 006501	4 007841 730116	4 007841 738013

## EAN (barcode) Overview

### Motion Detectors for Indoors

HF360UP



HF360AP



IR180UP



IR180AP



### Smart Friends

IS 140-2 Z-Wave white



IS 140-2 Z-Wave black



RS LED D2 Z-Wave



L 810 LED iHF Z-Wave



XLED home 2 Z-Wave white



XLED home 2 Z-Wave black



XLED home 2 Z-Wave graphite



XLED home 2 Z-Wave silver



### Smart Friends Box





# IP Ratings

## IP protection rating

The IP rating classifies the level of protection provided by enclosures and covers used for protecting electrical equipment.

The IP rating is defined under IEC 529, EN 60529, DIN VDE 0470-1 and NF C 20-010.

The protection ratings are defined by the letters IP (International Protection) followed by two digits indicating the degree of protection.

This means that the full protection rating consists of the two letters and the digits indicating the level of protection.


### 1st digit




Protection of equipment against the ingress of solid, foreign objects and also protection of persons against contact with hazardous parts.

### 2nd digit

Protection of equipment against the harmful ingress of water.

Where there is no protection rating - with regard to one of the criteria - the digit is replaced with the letter X, e.g. IP X4 or IP 6X.

1st digit	Protection against ingress of foreign objects	Protection against contact/application
0	Equipment provides no protection against ingress of solid, foreign objects.	No particular personal protection against accidental contact with live and/or moving parts. In enclosures with no access.
1	Protection against ingress of solid, foreign objects in a diameter > 50 mm.	Protection against accidental contact by large surfaces of the body (back of the hand) with live and/or moving parts. Closed areas only accessible to authorised and trained personnel.
2	Protection against ingress of solid, foreign objects in a diameter > 12.5 mm.	Protection against finger contact with live and/or internal moving parts. Specific accessible areas.
3	Protection against ingress of solid, foreign objects in a diameter > 2.5 mm.	Protection against contact between live and/or internal moving parts and tools, wires or similar objects in a thickness of > 2.5 mm. Generally accessible parts.
4	Protection against ingress of solid, foreign objects in a diameter > 1 mm.	Protection against contact between live and/or internal moving parts and tools, wires or similar objects in a thickness of > 1 mm. Generally accessible parts.
5 	Protection against harmful, internal dust deposits. Ingress of dust is not entirely prevented. The quantity of dust entering must not interfere with operation (dust-protected).	Complete protection against contact with live and/or internal moving parts. Areas exposed to short-term high dust deposits.
6 	Protection against ingress of dust (dust-tight).	Complete protection against contact with live and/or internal moving parts. Generally accessible areas.

2nd digit	Protection against ingress of water	Application
0	No particular protection.	In dry areas.
1	Protection against vertically falling drops of water (protection against dripping water). Shall have no harmful effect.	In areas exposed to moisture with component in predefined vertical position (e.g. condensation water).
2	Protection against vertically falling drops of water (protection against dripping water). Dripping water falling at an angle shall have no harmful effect on equipment (enclosure) tilted at an angle of up to 15° from its normal position.	In areas exposed to moisture with component not positioned exactly vertically (e.g. condensation water).
3 	Protection against water falling at any angle up to 60° from the vertical. Shall have no harmful effect (protection against spraying water.)	Areas exposed to rain and not splashing water.
4 	Protection against water splashing against equipment (enclosure) from any direction. Shall have no harmful effect (protection against spraying water).	Areas exposed to rain and splashing water (e.g. areas exposed to passing vehicles).
5 	Protection against water projected by a nozzle against equipment (enclosure) from any direction. Shall have no harmful effect (protection against water jets).	Areas exposed to moderately powerful water jets.
6	Protection against heavy sea or powerful jets of water. Water in harmful quantities must not enter the equipment (enclosure) (protection against floodwater)	Areas exposed to heavy wash and floodwater (e.g. jetties).
7	Protection against water when equipment (housing) is immersed in water under defined conditions of pressure and time. Water must not enter in harmful quantities (immersion).	Areas washed over temporarily or covered with snow for a prolonged period.
8	Equipment (housing) is suitable for continuous immersion in water under conditions which shall be specified by the manufacturer (submersion). However, the conditions must not be any more severe than those for digit 7.	In submerged function.
9	Protected against high pressure and high water jet temperatures	Areas in which pressure washers are used

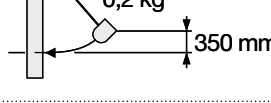
## IK protection code as defined in EN 50102

The degree of protection provided by enclosures for electrical equipment against external mechanical impacts is defined by the IK code under standard EN 50102 - VDE 0470 Part 100 and EN 62262.



### IK 0X

IK = Code letters (international mechanical protection)

0X = IK class of impact protection (from 00 to 10)

IK	Test	Energy in Joules
IK 00		0
IK 01		0.15
IK 02		0.2
IK 03		0.35
IK 04		0.5
IK 05		0.7
IK 06		1
IK 07		2
IK 08		5
IK 09		10
IK 10		20


## Protection classes


 **Protection class I**  
 In the case of lights provided with class I protection, the protection aim is achieved by insulating live parts and connecting contactable metal parts to the protective-earth conductor. The protective-earth conductor connection terminal is marked with .


 **Protection class II**  
 In the case of lights provided with class II protection, electrical safety is ensured by means of double insulation.



 **Protection class III**  
 In the case of light provided with class III protection, protection is based on safety extra-low voltage (SELV).


## Marks of conformity


 **VDE mark**  
 For electro-technical products, including products within the scope of the German Act on Equipment and Product Safety (GPSG) and medical products within the scope of the German Medical Products Act (MPG).  
 The VDE mark indicates conformity to VDE provisions or European- or internationally harmonised standards and provides confirmation that the protection requirements of the pertinent guidelines are met. The VDE mark shows that the product is safe in terms of electrical-, mechanical-, thermal-, toxic-, radiological- and other risk.

 **VDE-GS mark**  
 For technical work equipment and ready-to-use items of daily use within the scope of the GPSG (optionally instead of VDE mark for these products).  
 If products are technical work equipment or ready-to-use items of daily use within the scope of the German Act on Equipment and Product Safety, you can also use the VDE GS mark.


 **The VDE EMC mark**  
 For equipment conforming to the standards on electromagnetic compatibility.  
 The VDE EMC mark expresses a product's conformity with the applicable standards on the electromagnetic compatibility of products. However, this mark also signals the reliable operation of your product in an electromagnetic environment, because the requirements on issuing the mark automatically and unreservedly cover compliance with the relevant standards.

  **ENEC mark from VDE / KEMA**  
 For products meeting harmonised certification procedures.  
 The European standards specified in the ENEC Agreement provide the basis for testing. Products (these currently being lights, light components, low-energy lamps, IT equipment, transformers, appliance switches, electrical regulators and control devices, terminals, appliance couplers, some types of capacitor and radio interference suppression components) tested on this basis are allowed to carry VDE ENEC mark. Approval from another body involved in the European certification procedure is not necessary.

 **VDE cable marking**  
 The VDE cable mark applies to cables, lines and wiring conduits and -channels.

 **Glow-wire test**  
 Lights carrying this mark have had their external parts tested for resistance to fire and combustion with an 850°C wire in accordance with the European standard.

**CE mark**  
 The manufacturer documents and declares in its sole responsibility that the product marked satisfies the basic requirements of EU directives. This mark is not a mark of tested safety and quality but is directed towards the authority supervising the market.



Архангельск (8182)63-90-72  
Астана (7172)727-132  
Астрахань (8512)99-46-04  
Барнаул (3852)73-04-60  
Белгород (4722)40-23-64  
Брянск (4832)59-03-52  
Владивосток (423)249-28-31  
Волгоград (844)278-03-48  
Вологда (8172)26-41-59  
Воронеж (473)204-51-73  
Екатеринбург (343)384-55-89  
Иваново (4932)77-34-06

Ижевск (3412)26-03-58  
Иркутск (395)279-98-46  
Казань (843)206-01-48  
Калининград (4012)72-03-81  
Калуга (4842)92-23-67  
Кемерово (3842)65-04-62  
Киров (8332)68-02-04  
Краснодар (861)203-40-90  
Красноярск (391)204-63-61  
Курск (4712)77-13-04  
Липецк (4742)52-20-81

Магнитогорск (3519)55-03-13  
Москва (495)268-04-70  
Мурманск (8152)59-64-93  
Набережные Челны (8552)20-53-41  
Нижний Новгород (831)429-08-12  
Новокузнецк (3843)20-46-81  
Новосибирск (383)227-86-73  
Омск (3812)21-46-40  
Орел (4862)44-53-42  
Оренбург (3532)37-68-04  
Пенза (8412)22-31-16

Пермь (342)205-81-47  
Ростов-на-Дону (863)308-18-15  
Рязань (4912)46-61-64  
Самара (846)206-03-16  
Санкт-Петербург (812)309-46-80  
Саратов (845)249-38-78  
Севастополь (8692)22-31-93  
Симферополь (3652)67-13-56  
Смоленск (4812)29-41-54  
Сочи (862)225-72-31  
Ставрополь (8652)20-65-13

Сургут (3462)77-98-35  
Тверь (4822)63-31-35  
Томск (3822)98-41-53  
Тула (4872)74-02-29  
Тюмень (3452)66-21-18  
Ульяновск (8422)24-23-59  
Уфа (347)229-48-12  
Хабаровск (4212)92-98-04  
Челябинск (351)202-03-61  
Череповец (8202)49-02-64  
Ярославль (4852)69-52-93

Киргизия (996)312-96-26-47

Россия (495)268-04-70

Казахстан (772)734-952-31